

# Year 11 GCSE Information Evening 2023/24



# What do 'dogged' and 'determined' mean?

- Being 'dogged' means being very determined to do something, even if it is very difficult.
- Being 'determined' means wanting to do something very much and not allowing anyone or any difficulties to stop you.

# Bear Grylls, the mountaineer and risk taker, said:



“There’s always going to be someone faster, smarter, taller, more experienced than you, but the rewards in life don’t always go to them, the rewards in life go to the **dogged**, the **determined**, those who can keep going and pick themselves back up and never say die and just hang in there, sometimes quietly and undramatically”.

# Contents

Introduction

Parents' Evenings

Key dates

GCSE Pod

Preparing for the examinations

English Information

Maths Information

Science Information

Humanities Information

Next steps and revision tips



# Introduction

- The new examination expectations in English, mathematics, science, history and geography
- Grade boundaries
- What is the best way to revise?
- Revision/support opportunities before, during and after school
- How parents can help us to ensure that all students achieve the grade they need for post 16 education, training or employment
- **National Contingency Day- 26th June 2024**



# Year 11 Parents' Evening

- We would like to invite you to attend the Year 11 Parents' Evening, which will be held on **Thursday, 11th January** from 4.00pm until 8.00pm.
- The evening will take place online, with video calls occurring between staff and parents. We would ask for your patience and support and hope you will be able to access the appointments without issue.
- In order to prepare for the Parents' Evening, please read the following article, from School Cloud, which explains the logistics of the event:  
<https://support.parentseveningsystem.co.uk/article/801-video-parents-how-to-attend-appointments-over-video-call>
- Please book your appointment slots with your child's teachers using our School Cloud site: <https://canterburyacademy.schoolcloud.co.uk/> . Appointment bookings will open on **Wednesday, 3rd January at 8am and will close on Wednesday, 10th January at 8pm**. If you have any issues with accessing the appointment booking system, please email our administrator, Ms Mowbray, on: [smowbray@canterbury.kent.sch.uk](mailto:smowbray@canterbury.kent.sch.uk)



# Kent Choices: Sixth Form, College or Apprenticeship

You should have all received an email from Kent Choices in your school email box with your username and password details.

Below is the link that takes you to the Kent Choices page for you to do your course research and complete your application:

[kentprospectus.co.uk/courses/full-time-courses?provider=the-canterbury-academy](http://kentprospectus.co.uk/courses/full-time-courses?provider=the-canterbury-academy)

Mrs. Kendrick White is available to meet with you for a careers talk about Sixth Form, college or apprenticeships and can be reached on:

[skendrickwhite@canterbury.kent.sch.uk](mailto:skendrickwhite@canterbury.kent.sch.uk)

You can book to meet Mrs. KW before or after school and she will be available during Monday lunchtimes in the main school hall for a chat about your application.

If you are having difficulties with accessing your Kent Choice details, please email Mrs. KW who will be able to help you.

Mrs Kendrick White



# Key dates

Date	Activity
5th December 2023	Year 11 EBacc Information Evening
14th December 2023	Year 11 Assembly – Mock Examination Results
11th January 2024	Exam Busters and Year 11 Parents' Evening
5th February – 9th February 2024	Year 11 Mock Examinations
12th February – 16th February 2024	Year 11 February Holiday Support sessions (schedule TBC)
19th February – 23rd February 2024	Year 11 Mock Examinations
12th March 2024	6th Form Open Evening 2
W/B 20th March 2024	Year 11 Mock Examination Results
23rd April 2024	Year 11 Parents' Evening







**gcsepod**  
education on demand

# HELP YOUR RESULTS SOAR!

1000's of  
short videos  
(‘Pods’)  
covering 27  
IGCSE  
subjects.

We've invested in GCSEPod to help you reach your goals.  
Join the hundreds of thousands of students using GCSEPod for  
revision, independent learning and homework today

Everything  
filtered for the  
curriculums  
you are being  
taught.



“ Happy with my results.  
Shout out to GCSEPod for  
getting me where I am!

Student

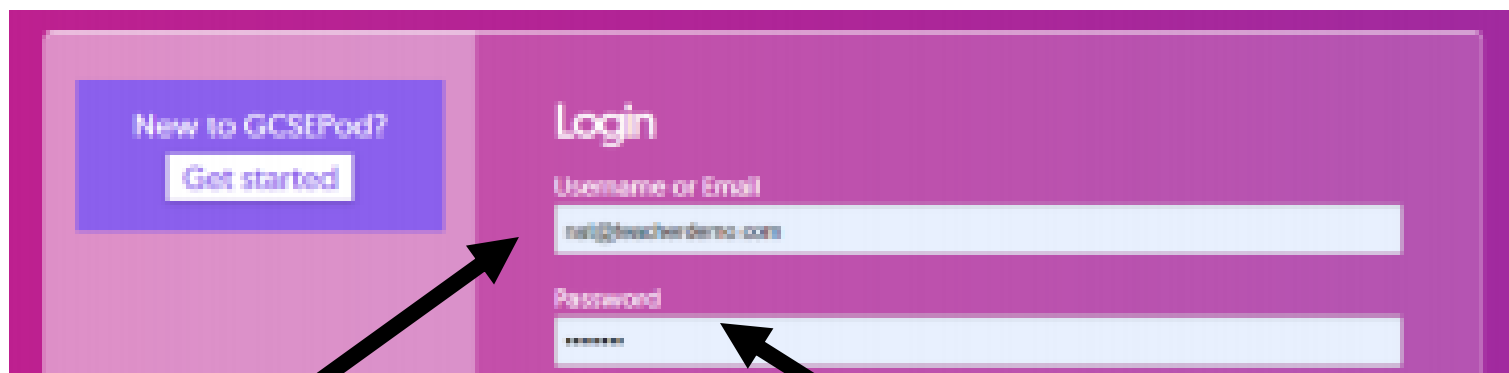
“ I ♥  
GCSEPod

Student

“ GCSEPod saves  
the day again!

Student





The login interface is divided into two main sections. On the left, a purple box contains the text 'New to GCSEPod?' and a 'Get started' button. On the right, a larger purple box is titled 'Login'. It contains two input fields: 'Username or Email' with the text 'nat@teacherentco.com' and 'Password' with masked characters. Two black arrows point from the text below to these fields.

New to GCSEPod?  
Get started

Login

Username or Email  
nat@teacherentco.com

Password  
\*\*\*\*\*

enter your Office 365 email address

Your password, is your school password.


LOG IN NOW  
[www.gcsepod.com](http://www.gcsepod.com)



## How you access GCSEPod?

OPTION 1 – Via any browser on your computer, laptop, tablet or phone. Just go to [www.gcsepod.com](http://www.gcsepod.com)

OPTION 2 – Via the iPhone and Android apps which are free to download from the apple store and play store.

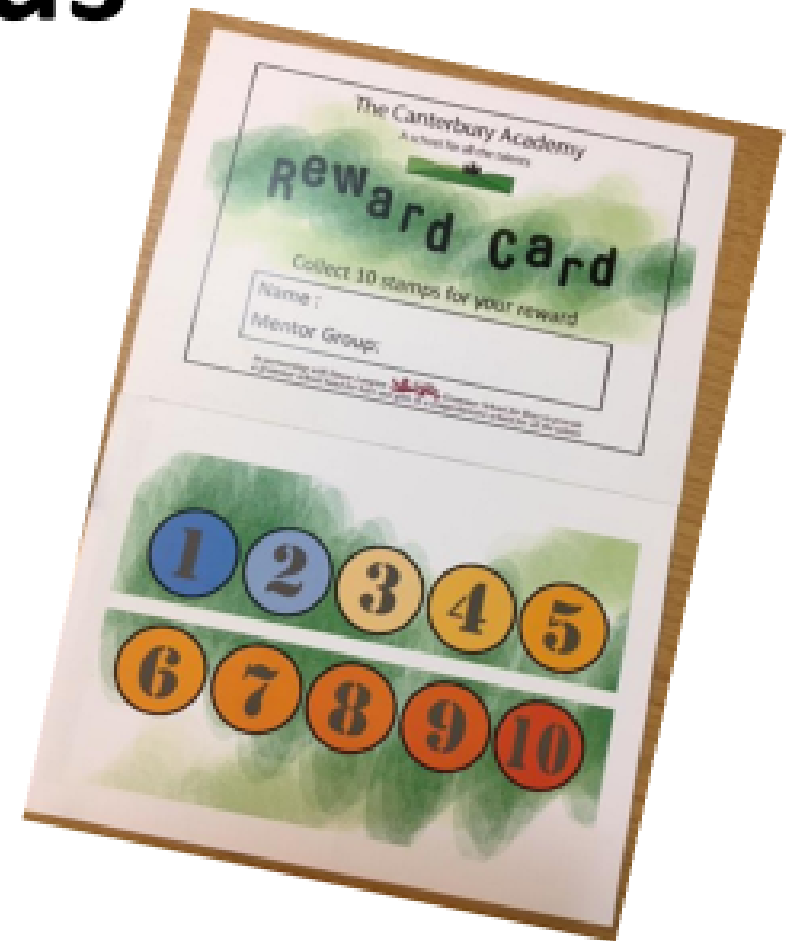


# Year 11 Support Sessions 2023-2024

Week A					
Day	Monday	Tuesday	Wednesday	Thursday	Friday
Subject	Maths RE	English Music	Business, Computer Science, IT & Sociology	Science (Combined & Triple) PE Practical Learning	History Geography Physics (triple)
Time	3:00pm- 4:00pm	3:00pm-4:00pm	3:00pm-4:00pm	3:00pm-4:00pm	3:00pm-4:00pm
Week B					
Day	Monday	Tuesday	Wednesday	Thursday	Friday
Subject	Maths French RE	English Spanish	Practical Learning	Science (Combined & Triple) PE Drama & Dance	History Geography Physics (triple)
Time	3:00pm- 4:00pm	3:00pm-4:00pm	3:00pm-4:00pm	3:00pm-4:00pm	3:00pm-4:00pm

# Support Session Rewards

- Collect a reward card from your mentor or room 44a
- Attend ten after school support sessions and ask your teacher to sign your card.
- Put your completed card in the box on Ms Phillips' or Mr Rattigans desk in room 44a and you will receive a reward.



# GCSE subjects

- Specification changes and dates known so far
- Details on what your child will be assessed on
- How your child should use their Personalised Learning Checklists
- Useful revision materials and resources
- Online resources that will supplement their learning



# English

HOME



## Assessments

All texts in the examination will be unseen.

Paper 1: Explorations in Creative Reading and Writing	+	Paper 2: Writers' Viewpoints and Perspectives	+	Non-examination Assessment: Spoken Language
<b>What's assessed</b> <b>Section A: Reading</b> <ul style="list-style-type: none"><li>one literature fiction text</li></ul> <b>Section B: Writing</b> <ul style="list-style-type: none"><li>descriptive or narrative writing</li></ul>		<b>What's assessed</b> <b>Section A: Reading</b> <ul style="list-style-type: none"><li>one non-fiction text and one literary non-fiction text</li></ul> <b>Section B: Writing</b> <ul style="list-style-type: none"><li>writing to present a viewpoint</li></ul>		<b>What's assessed</b> (AO7–AO9) <ul style="list-style-type: none"><li>presenting</li><li>responding to questions and feedback</li><li>use of Standard English</li></ul>
<b>Assessed</b> <ul style="list-style-type: none"><li>written exam: 1 hour 45 minutes</li><li>80 marks</li><li>50% of GCSE</li></ul>		<b>Assessed</b> <ul style="list-style-type: none"><li>written exam: 1 hour 45 minutes</li><li>80 marks</li><li>50% of GCSE</li></ul>		<b>Assessed</b> <ul style="list-style-type: none"><li>teacher set throughout course</li><li>marked by teacher</li><li>separate endorsement (0% weighting of GCSE)</li></ul>
<b>Questions</b> <b>Reading (40 marks) (25%)</b> – one single text <ul style="list-style-type: none"><li>1 short form question (1 x 4 marks)</li><li>2 longer form questions (2 x 8 marks)</li><li>1 extended question (1 x 20 marks)</li></ul> <b>Writing (40 marks) (25%)</b> <ul style="list-style-type: none"><li>1 extended writing question (24 marks for content, 6 marks for form)</li></ul>		<b>Questions</b> <b>Reading (40 marks) (25%)</b> – two linked texts <ul style="list-style-type: none"><li>1 short form question (1 x 4 marks)</li><li>2 longer form questions (1 x 8, 1 x 12 marks)</li><li>1 extended question (1 x 16 marks)</li></ul> <b>Writing (40 marks) (25%)</b> <ul style="list-style-type: none"><li>1 extended writing question (24 marks for content, 6 marks for form)</li></ul>		



# Year 11 GCSE AQA English Language

## Exam Dates

**Thursday 23rd May AM – Paper 1**  
**Thursday 6th June AM – Paper 2**

HOME





# Year 11 GCSE Edexcel English Literature


## Exam Dates

**Monday 13th May AM – Paper 1**

**Monday 20th May AM – Paper 2**


### Paper 1: 50% (1 hour 45)

- Section A: Macbeth [40]
  - 2 questions
  - 1 extract and 1 theme



- Section B: Animal Farm [40]
  - 1 question

CLOSED BOOK



### Paper 2/Unit 2: 50% (2 hours 15 minutes)

- Section A: Jekyll & Hyde [40]
  - 2 questions
  - 1 extract and 1 theme
- Section B: Conflict and Unseen Poetry [40]
  - 1 questions on conflict from the anthology
  - 1 question on two unseen poems



CLOSED BOOK

HOME



# English Online Resources

- Mr.Bruff: [www.mrbruff.com](http://www.mrbruff.com)
- English GCSE Pod: [www.gcsepod.com](http://www.gcsepod.com)
- PixL English Literature App – PiXLit: <https://englishapp.pixl.org.uk/>
- BBC English Bitesize English Language AQA: <https://www.bbc.co.uk/bitesize/examspecs/zcbchv4>
- BBC English Bitesize English Literature Edexcel: <https://www.bbc.co.uk/bitesize/examspecs/z2whg82>



# Year 11: The Exam Countdown

Term 3	Term 4	Term 5	Term 6
AQA Language Paper 1 and Paper 2  English Literature lessons	Edexcel Literature Paper 1 and Paper 2  AQA Language Paper 1 and Paper 2	Edexcel Literature Paper 1 and Paper 2  AQA Language Paper 1 and Paper 2	Edexcel Literature Paper 1 and Paper 2  AQA Language Paper 1 and Paper 2

**REVISION**

## English After School Revision

Every Tuesday 3-4pm  
Nova Building 700s

HOME




# Homework Platforms



Sometimes we will ask you to complete homework tasks on GCSEPod.

Please make sure you are able to login to the platform.

This is a great resource for short videos from which you can take notes and develop your subject knowledge.



HOME



# Term 2: AQA English Language Paper 1 Mock Personalised Learning Checklists PLCs

Name:  
Teacher:

Date:  
MEG:  
Most recent mock:

AQA GCSE English Language  
Personalised Learning Checklist

Qu.	AO	Skill	R	A	G	Revised?
1	AO1	Identify explicit and implicit information				
1	AO1	Use quotations or paraphrase accurately				
2	AO2	Analyse the effects of the writer's use of language				
2	AO2	Select textual detail				
2	AO2	Use subject terminology accurately to drive analysis				
3	AO2	Analyse the effects of the writer's use of structure				
3	AO2	Select relevant examples				
3	AO2	Use subject terminology accurately to drive analysis				
4	AO4	Critically evaluate effects on the readers				
4	AO4	Show understanding of the writer's methods				
4	AO4	Select textual references to illustrate points				
4	AO4	Critically respond to the focus of the statement				
5	AO5	Match register to audience				
5	AO5	Match writing to purpose				
5	AO5	Use range of vocabulary and literary devices				
5	AO5	Use structural devices				
5	AO5	Link and develop ideas				
5	AO5	Use paragraphs and discourse markers				
5	AO6	Accurately demark sentences				
5	AO6	Use of range of punctuation accurately				
5	AO6	Use a range of sentence structures				
5	AO6	Use standard English grammar (and tense)				
5	AO6	Spell accurately				
5	AO6	Use of range of vocabulary				
5	AO6	Proof read to check accuracy				

Name:  
Date:  
MEG:  
Most recent mock:

Edexcel GCSE English Literature  
Personalised Learning Checklist  
Paper 1

AO	Skill	R	A	G	Revised?
	Clearly address the exam question throughout your response				
AO2	Select relevant textual detail from extract				
AO2	Use subject terminology accurately to drive analysis				
AO2	Analyse the effects of the writer's use of language in relation to the question				
	Clearly address the exam question throughout your response				
AO1	Demonstrate knowledge of the plot/characters/setting				
AO1	Provide clear examples of key events and themes in the play in relation to the question				
AO1	Use quotations or paraphrase accurately				
AO3	Discuss and embed contextual points that are relevant to the exam question				
	Clearly address the exam question throughout your response				
AO1	Demonstrate knowledge of the plot/characters/themes				
AO1	Provide clear examples of key events, characters and themes in the novel, in relation to the question				
	Use quotations or paraphrase				

After each mock, students are given a **PLC** (personalised learning checklist). This identifies their strengths and areas of development. These should be used to target revision topics.

- A - Q1 Paper 1 AO1 Secure Test
- A - Q1 Paper 1 AO1 Secure Therapy
- G - Q1 Paper 1 AO1 Advanced Testing
- G - Q1 Paper 1 AO1 Advanced Therapy
- G - Q1 Paper 1 AO1 Mastery Testing
- G - Q1 Paper 1 AO1 Mastery therapy
- R - Q1 Paper 1 AO1 Base Test
- R - Q1 Paper 1 AO1 Base therapy

## Identifying areas to focus on and gaps in subject knowledge

- Use the PLCs to address targets.
- Read teacher comments.
- Redraft responses in timed conditions.
- Complete past papers on your target questions.

## English Language Resources

Student Shared  
English  
KS4  
Revision

Individual folders for each question

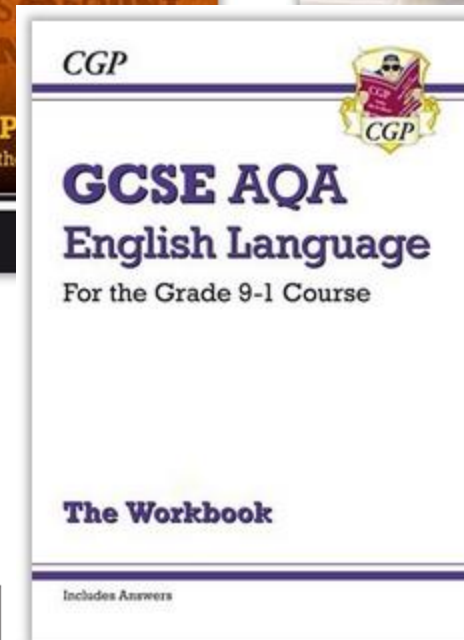

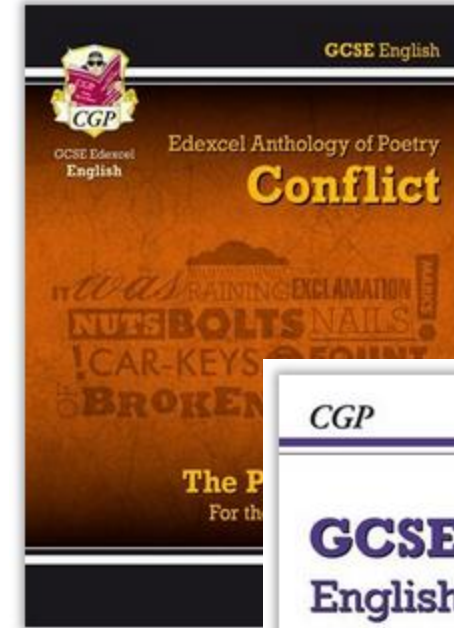
- Q1 - Paper 1 Language A01 (Resources Pack 1)
- Q1 - Paper 1 Language A01 (Resources Pack 2)
- Q2 and Q3 - Paper 1 Language A02 (Resources Pack 1)
- Q2 AND Q3 - Paper 1 Language A02 (Resources Pack 2)
- Q4 - Paper 1 Language A04 (Resources Pack 1)
- Q4 - Paper 1 Language A04 (Resources Pack 2)
- Q5 - Paper 1 Language A05 (Resources Pack 1)
- Q5 - Paper 1 Language A05 (Resources Pack 2)
- Q5 - Paper 1 Language A06 (Resources Pack 1)
- Q5 - Paper 1 Language A06 (Resources Pack 2)

HOME



# English Resources

- Attending Y11 revision sessions, Tuesday 3:00pm-4:00pm
- Wider reading (newspapers, books, articles etc.)
- Practice papers- PIT tasks based on papers completed in class.
- SPaG activities.
- Recapping subject terminology.
- Revision guides from CGP: New GCSE English Language AQA. Revision Guide - for the Grade 9-1 course.
- Mr.Bruff: [www.mrbruff.com](http://www.mrbruff.com)
- Collins: AQA English Language.
- Examination homework- PIT based on peer assessment and teacher feedback.





# Mathematics

HOME



 Paper 1 – Thursday 16th May

 Paper 2 – Monday 3rd June

 Paper 3 – Monday 10th June

edexcel 

Year 11 GCSE  
Mathematics

HOME





# Year 11 GCSE Mathematics

Thursday 16<sup>th</sup> May AM  
Monday 3rd June AM  
Monday 10th June AM

## Paper 1

- Externally assessed
- Availability: May/June and November\*\*
- First assessment: May/June 2017

**33.33% of the  
total GCSE**

### Overview of content

1. Number
2. Algebra
3. Ratio, proportion and rates of change
4. Geometry and measures
5. Probability
6. Statistics

### Overview of assessment

- Written examination papers with a range of question types
- No calculator is allowed
- 1 hour and 30 minutes (both Foundation and Higher tier papers)
- 80 marks available

## Paper 2

## Paper 3

- Externally assessed
- Availability: May/June and November\*\*
- First assessment: May/June 2017

**33.33% of the  
total GCSE**

### Overview of content

1. Number
2. Algebra
3. Ratio, proportion and rates of change
4. Geometry and measures
5. Probability
6. Statistics

### Overview of assessment

- Written examination papers with a range of question types
- Calculator allowed
- 1 hour and 30 minutes (both Foundation and Higher tier papers)
- 80 marks available

HOME



# Term 2: Mathematics Personalised Learning Checklists PLCs

Questions	Question Title	Score	Clip Number
1	Compare decimal numbers	0 / 1	46
2	Multiple of a number	1 / 1	33
3	Round decimal numbers	1 / 1	56
4	Convert fractions to decimals	1 / 1	73
5	Read and write positive integers	1 / 1	13
6a	Probability of single events on a probability scale	0 / 1	350,351
6b	Probability of single events on a probability scale	1 / 1	350,351
7	Pictograms	4 / 4	426
8a	Read coordinates in the first quadrant	1 / 1	199
8b	Read coordinates of a point on the y-axis	1 / 1	199
8c	Plot coordinates on a grid	1 / 1	199
9a	Write ratios as fractions	1 / 1	330
9b	Write ratios in the form 1:n or n:1	0 / 2	331
10	Fractions (worded problems)	4 / 4	80
11	Reflect a shape in a vertical line	2 / 2	639
12a	Number machines (find output)	0 / 1	152
12b	Number machines (find input)	0 / 2	177
13a	Scale diagrams with bearings	0 / 1	869
13b	Scale diagrams with bearings	0 / 3	869

For each Math's Paper sat students will get a personalized list of red, amber and green topics.

All topics will be linked to Sparx Maths. Students can put these clip numbers into Sparx to target their red topics.

A PIT task will be completed in lesson to address topics in which students did not achieve full marks.

HOME





Compulsory



XP Boost



Target

Independent  
Learning

Find topics

My activity

Search for topics:

Enter topic name or code

Your curriculum:

GCSE

Default level:

Level 3

Select a topic:

Number



Algebra



Ratio and Proportion



Geometry



HOME



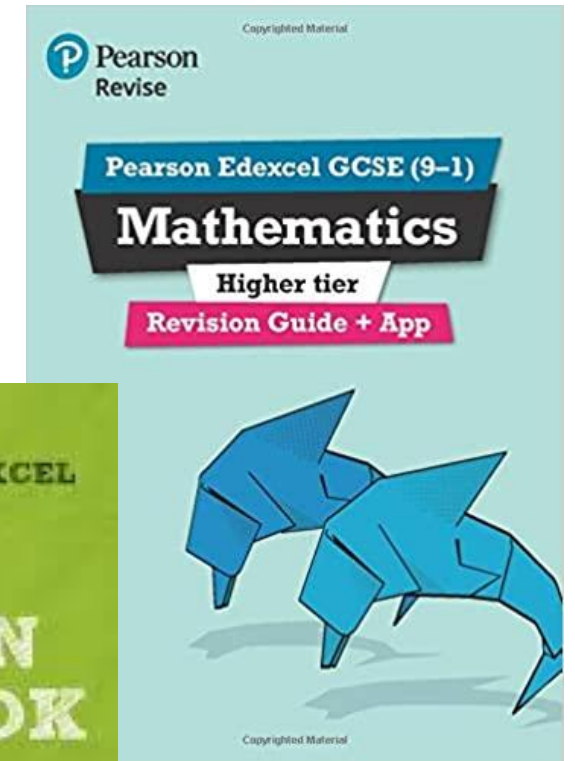
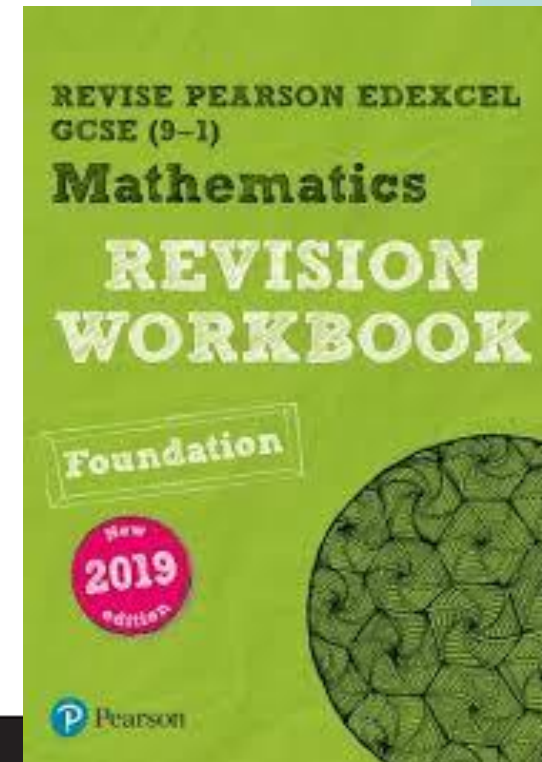
*In partnership with Simon Langton*



*Grammar School for Boys to provide  
A grammar school band for boys and girls in a comprehensive school for all the talents*

# Mathematics Resources

- Using Sparx Maths to target Red topics and complete the Sparx Revision Checklist (on Satchel One).
- Attending Y11 revision sessions, Monday 3:00pm-4:00pm
- Practice papers – ask your maths teacher or complete online at [onmaths.com](https://onmaths.com) or [mathsgenie.co.uk](https://mathsgenie.co.uk)
- In term 3 we will give every student a GCSE Revision Workbook and Revision Guide to support with their revision.
- Ask your teacher for help on topics you are unsure on.



# Mathematics Online Resources

- Sparx Maths: <https://sparxmaths.uk>
- Maths Genie: <https://www.mathsgenie.co.uk/gcse.html>
- Corbett Maths: <https://corbettmaths.com/>
- GCSE Pod
- On Maths: <https://www.onmaths.com/>
- Pearson Revise App
- BBC Bitesize (Edexcel): <https://www.bbc.co.uk/bitesize/examspecs/z9p3mnb>



HOME



# Science

HOME



# Topics

## Biology

- Cell Biology
- Organisation
- Infection and Resistance
- Bioenergetics
- Homeostasis
- Inheritance, Variation and Evolution
- Ecology

## Chemistry

- Atomic Structure and the Periodic Table
- Bonding, Structure and the Properties of Matter

### Update (30th November)

DfE has also announced that, in 2024, students are not required to memorise formulae for GCSE mathematics and equations for GCSE physics and combined science.

- Organic Chemistry
- Chemical Analysis
- Chemistry of the Atmosphere
- Using Resources

## Physics

- Energy
- Electricity
- Particle Model of Matter
- Atomic Structure
- Forces
- Waves
- Magnetism and Electromagnetism
- Space Physics

**Assessed in Paper 1**  
**Assessed in Paper 2**

HOME



# Examinations

## Combined Science (2 GCSEs)

6 examinations total (2x Biology, 2x Chemistry, 2x Physics)

Each 70 marks

Each 16.67% of the total GCSE qualification

Each 1 hour 15 minutes

## Separate Science (3 Separate GCSEs)

6 examinations total (2x Biology, 2x Chemistry, 2x Physics)

Each 100 marks

Each 50% of their respective GCSE qualification

Each 1 hour 45 minutes

## Year 11 AQA GCSE Science

Biology Paper 1 – 10<sup>th</sup> May 2024  
Chemistry Paper 1 – 17<sup>th</sup> May 2024  
Physics Paper 1 – 22<sup>nd</sup> May 2024

Biology Paper 2 – 7<sup>th</sup> June 2024  
Chemistry Paper 2 – 11<sup>th</sup> June 2024  
Physics Paper 2 – 14<sup>th</sup> June 2024

HOME





# Examinations

## Year 11 AQA GCSE Science

### Separate Science (3 Separate GCSEs)

6 examinations in total (2x Biology, 2x Chemistry, 2x Physics)

Each 100 marks

Each 50% of their respective GCSE qualification

Each 1 hour 45 minutes

### Combined Science (2 GCSEs)

6 examinations in total

Each 70 marks

Each 16.67% of the total GCSE qualification

Each 1 hour 15 minutes

HOME



# What are my GAPS?

Use the mock examination PLCs to help guide revision.

**Year 11 PHYSICS Personalised Learning Checklist**

'I Can' Statements	Question	Marks	R	A	G
I can recall and describe basic energy transfers	1a	/ 2			
I can calculate efficiency, useful and wasted power output	1b	/ 2			
I can describe what it means to be 'efficient'	1c	/ 2			
I can recall renewable and non-renewable energy resources	2a	/ 2			
I can evaluate the environmental impact of energy resources using data provided	2b	/ 4			
I can recall the formula for energy transferred, power and time	3a	/ 1			
I can calculate the energy transferred in a system	3b	/ 3			
I can recall and describe features and dangers of the different types of radiation	4a, 4b, 4c & 5e	/ 5			
I can explain what 'irradiation' is and the factors that affect	4d & 4e	/ 3			
I can explain what 'irradiation' is and the factors that affect	5a	/ 1			
I can explain what 'irradiation' is and the factors that affect	5b	/ 2			

For each Science exam taken, students will receive a **PLC** (Personalised Learning Checklist) of red, amber and green topics.

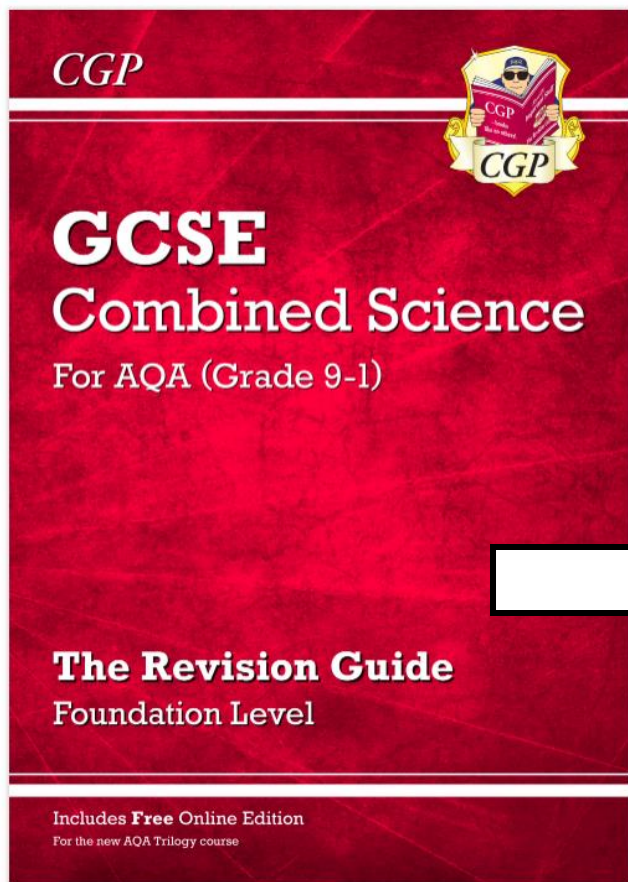
A 'Personal Improvement Task' will be completed in lesson to address topics in which students did not achieve full marks. This will help to close any learning gaps that they may have.

The **PLCs** (personalised learning checklists) help students to identify their strengths and areas of development. These should be used to best target revision topics.

HOME

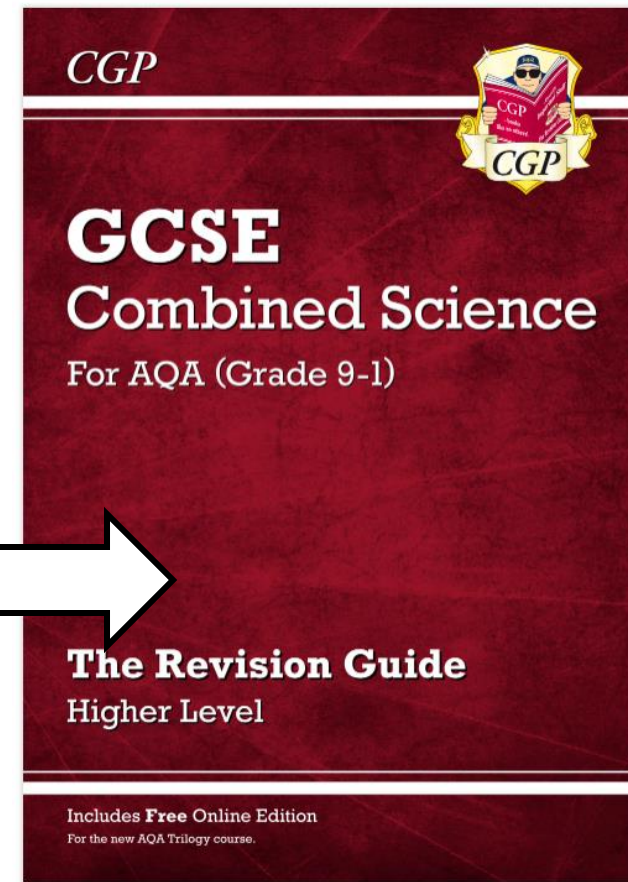


# Revision Guides



All students received a revision guide in Year 10

Those who excel in the Foundation Tier mock examinations can swap their revision guide for a Higher Tier one.



HOME

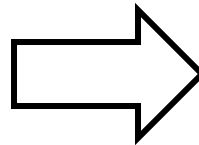


# Online / Active Learning

All online resources below are ideal for revisiting classwork, or for reviewing topics.  
Use your Personalised Learning Checklists to choose the areas to focus on.



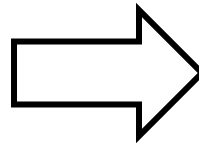
<https://www.gcsepod.com/>



We have purchased individual accounts for students.  
Login in with the 'sign in with Office365' button  
Contains video tutorials and exam preparation resources.



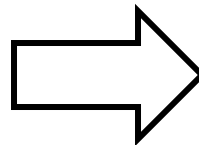
<https://www.bbc.co.uk/bitesize>



Free online access. No login required.  
Contains summaries of all Science topics and key points to remember, including videos and practice tests.



<https://www.physicsandmathstutor.com/>



Free online access. No login required.  
NOT JUST FOR PHYSICS AND MATHS. Contains summaries of all Science topics and key points to remember, including videos and practice tests.

HOME



# Revision Sessions

Science revision sessions are scheduled  
**every Thursday 3pm – 4pm**  
in rooms 61, 62, 63, and 64

In addition, Mr Ayling runs a further  
Physics revision session scheduled  
**every Friday 3pm – 4pm**  
in room 72

- Recap what you have learnt that week.
- Request help on homework.
- Improve your learning gaps.
- Ask any questions you may have about Science.





# The Canterbury Academy

A school for all the talents

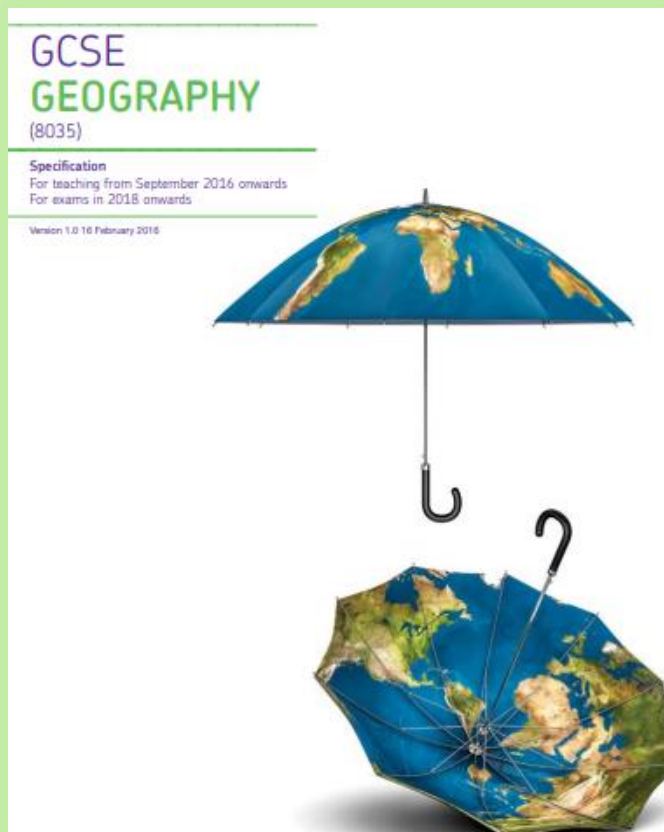
## Humanities

*In partnership with Simon Langton  Grammar School for Boys to provide  
A grammar school band for boys and girls in a comprehensive school for all the talents*

HOME



# Geography



**Paper One: 1 hour 30 minutes**  
**Physical**

**Paper Two: 1 hour 30 minutes**  
**Urban**

**Paper Three: 1 hour 30 minutes**  
**Fieldwork and Decision-making**



# PLCs

## What are my GAPS?

<u>UK Physical landscapes</u>	
Explain the different relief across the UK	Green
Read a cross section of contour lines on an OS map	Yellow
<u>Coastal landscapes in the UK</u>	
Describe and explain the characteristics of both constructive and destructive waves	Yellow
Explain the different types of sub aerial processes (weathering and mass movement)	Red
Describe the different types of erosion and explain how a variety of associated landforms are created	Green
Describe how deposition and long shore drift create a number of different landforms	Green
Know a named case study and explain how different processes and factors have influenced the coast	Yellow
Study a coastal area using an OS map and pick out features using the key	Green
Describe the different types of weathering techniques	Red
Describe the different types of weathering techniques	Red
	Yellow

After each mock, students are given a **PLC** (personalised learning checklist). This identifies their strengths and areas of development. These should be used to target revision topics.

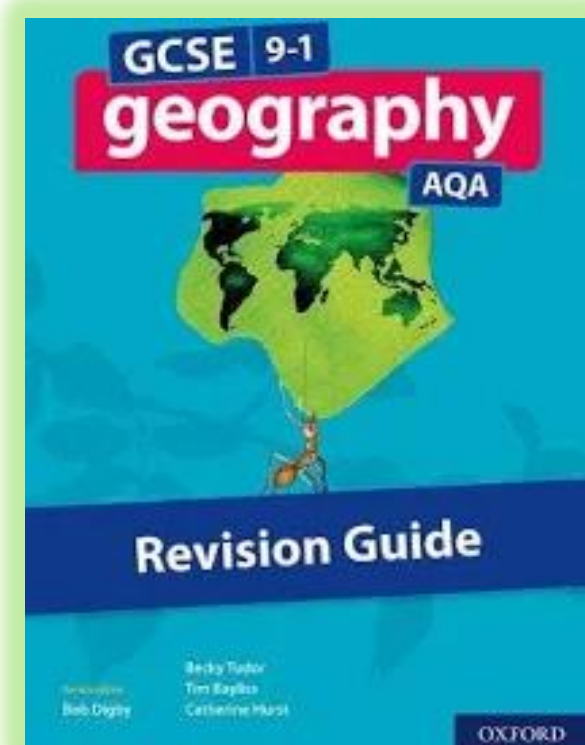
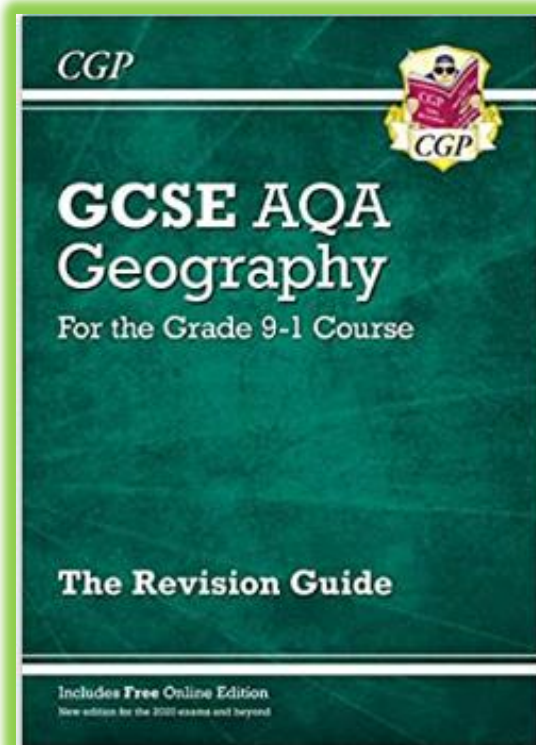

- ✓ RAG your knowledge on the different topics, make sure you then act upon this with revision. **Know geographical processes and case studies. You must be able to apply your knowledge and understanding using detailed examples and case studies.**
- ✓ **Know and learn** the geographical terminology (key terms). **These are really important!**
- ✓ **Make use of** revision guides and revision materials given to you. Make sure any you use are for the AQA exam board, if you are not sure, ask your teacher.
- ✓ **Use Seneca**  
You should have logged in with a class code given to you by your Geography teacher. If you haven't, see your teacher!
- ✓ Learn from previous examination practice and keep on practicing examination questions!

HOME





## Books and Revision Guides



# Online / Active Learning



Seneca.com



Lessons, Resources, Assessment,  
and Kerboodle Books

[Discover how Kerboodle can support you](#)



## Online textbook Kerboodle.com

Sign in    Redeem book code


Username/Email


Password

Institution Code  i

[Sign in](#) [Forgot password?](#)

OR

 Sign in with Google

 Sign in with Microsoft

[Need help?](#)

HOME



## Geography Revision Sessions

- ❑ **These run every week**
- ❑ Great opportunity to:
  - ✓ recap knowledge from the course.
  - ✓ practise and develop your ability to answer exam questions.
  - ✓ develop confidence by knowing what you know and being able to apply what you know.

Friday  
3pm-4pm  
➤ Mr Spencer  
(Room 75)


HOME



# Online / Active Learning


## GCSE Geography

Step 1: See previous slide



Step 2: Scroll down to find:

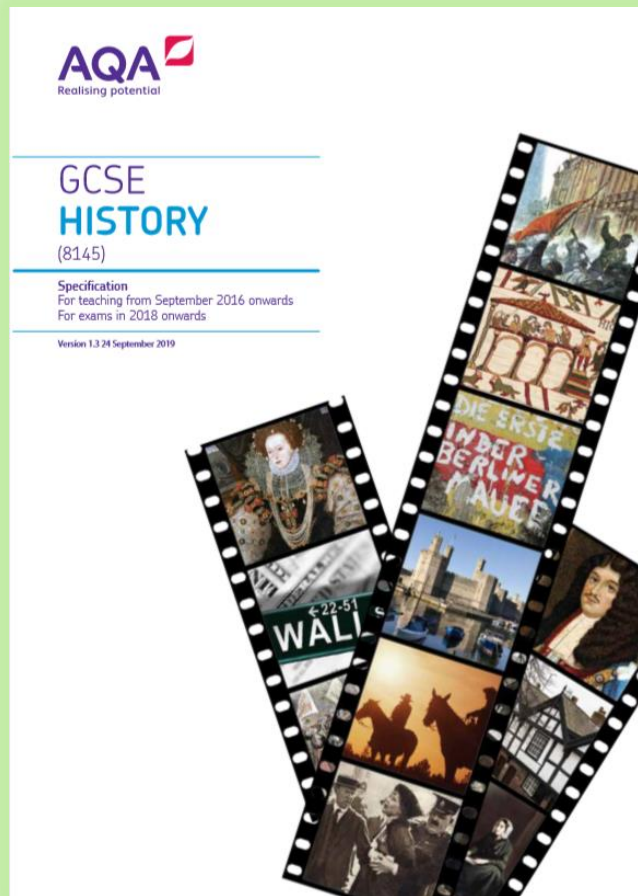
Step 3: Click on digital book



HOME



# History



**Paper One: 2 hours**

**Conflict and Tension in Asia  
Germany 1890-1945**

**Paper Two: 2 hours**

**Britain: Health and the People  
Norman England**






# PLCs

## What are my GAPS?

Cold War in Asia

Mark on how confident you are with each topic and what you need to do, use this as a checklist for your revision notes and then to keep track of the topics you have revised. Tick and date once you have completed the tasks.

Topic	How confident am I?			I have made my revision notes on this topic	I have revised this topic	I am confident on this topic	Evidence
	 I could teach	 I would need to look at my notes	 I don't know				
<b>Key topic 1: The Korean War</b>							
European causes of conflict in Korea e.g. Berlin Airlift							
Causes and consequences of dividing Korea							
Events leading to the outbreak of war in Korea							
Events of the Korean War and how the war developed into an international conflict							
Explanation and evaluation of how the war became a stalemate.							
Analysis of why MacArthur was replaced and how a peace treaty was signed.							
Legacy and consequences of the Korean War.							
<b>Key topic 2: Origin of Conflict in Vietnam</b>							
History of French Colonial Vietnam and World War II							

✓ RAG your knowledge on the different topics. Make sure you then act upon this with revision. **You must be able to apply your knowledge and understanding using detailed examples of events / people / places.**

✓ **Know and learn your key terms. These are really important!**

✓ **Make use of** revision guides and revision materials given to you. Make sure they are for the AQA exam board. If you are not sure, ask your teacher.

✓ **Use Kerboodle**

You should have logged in with a code given to you by your History teacher. If you haven't, see your teacher!

✓ Learn from previous examination practice and keep on practicing examination questions!





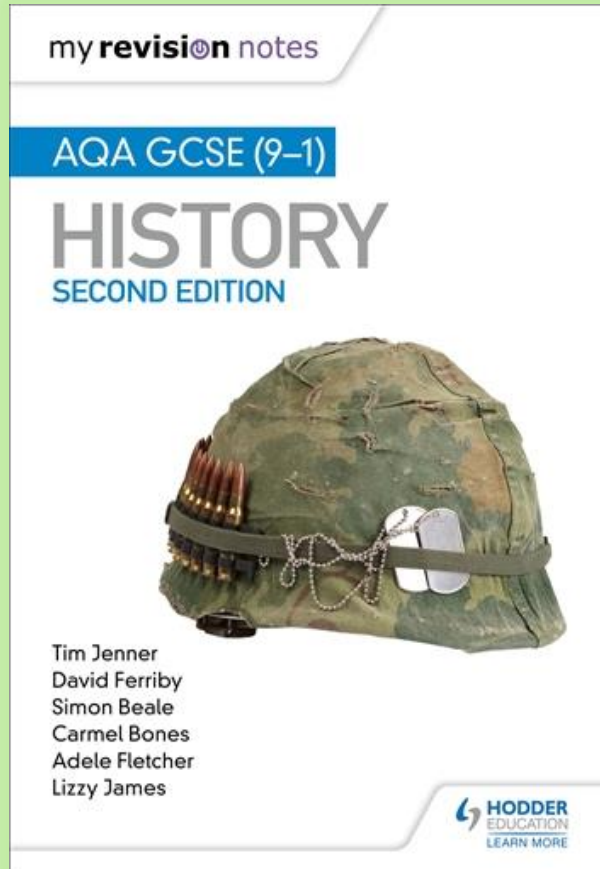
HOME



After each mock, students are given a **PLC** (personalised learning checklist). This identifies their strengths and areas of development. These should be used to target revision topics.



## Books and Revision Guides



HOME



# Online / Active Learning



Seneca.com



Lessons, Resources, Assessment,  
and Kerboodle Books

[Discover how Kerboodle can support you](#)



## Online textbook Kerboodle.com

Sign in Redeem book code

Username/Email

Password

Institution Code

[Sign in](#) [Forgot password?](#)

OR

[Sign in with Google](#)

[Sign in with Microsoft](#)

[Need help?](#)


HOME









# Online / Active Learning History GCSE

Step 1: See previous slide  
Step 2: Scroll down to find:



Step 3: Click on the book you want.



HOME



## Revision Sessions

- ❑ **These run every week**
- ❑ Great opportunity to:
  - ✓ recap what you have learnt that week.
  - ✓ work on those gaps you have spotted by using your PLCs.
  - ✓ ask the questions that have come out of revision.

### History

Friday

3pm-4pm

➤ Mr Mathews  
(Room 207)

HOME



# RE



**Paper One: 1hr 45mins  
Study of Religions**

**Paper Two : 1hr 45mins  
Thematic Studies**



# PLCs

## What are my GAPS?

Islam	Red	Amber	Green	Revised
<b>Beliefs</b>				
Oneness of God				
Beliefs of Sunni Islam and Shi'a Islam				
Nature of God				
Angels				
Predestination				
Life after death				
Prophethood: Adam and Ibrahim				
Muhammad and the Imamate				
Holy books				
<b>Practices</b>				
Five Pillars, Ten Obligatory Acts,				
Shahadah: declaration of faith				
Salah: daily prayers				
Sawm: fasting during Ramadan				

After each mock, students are given a **PLC** (personalised learning checklist). This identifies their strengths and areas of development. These should be used to target revision topics.

- ✓ RAG your knowledge on the different topics, make sure you then act upon this with revision. **You must be able to apply your knowledge and understanding using detailed examples of beliefs and practices.**
- ✓ **Know and learn** your key terms. **These are really important!**
- ✓ **Make use of** revision guides and revision materials given to you. Make sure they are for the AQA exam board. If you are not sure, ask your teacher.
- ✓ **Use Kerboodle**  
You should have logged in with a code given to you by your teacher. If you haven't, see your teacher!
- ✓ Learn from previous examination practice and keep on practicing examination questions!



# Online / Active Learning





RE GCSE

Step 1: See previous slide

Step 2: Scroll down to find



Step 3: Click on digital book:

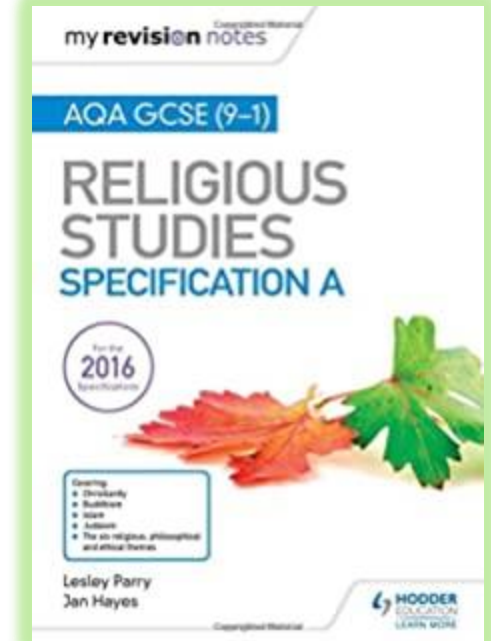





HOME





## Books and Revision Guides



HOME



# Online / Active Learning



Seneca.com



Lessons, Resources, Assessment,  
and Kerboodle Books

[Discover how Kerboodle can support you](#)



## Online textbook Kerboodle.com

Sign in   Redeem book code

Username/Email

Password

Institution Code  [i](#)

[Sign in](#) [Forgot password?](#)

OR

[Sign in with Google](#)

[Sign in with Microsoft](#)

[Need help?](#)

HOME



## Revision Sessions

- ❑ **These run every week**
- ❑ Great opportunity to:
  - ✓ recap what you have learnt that week.
  - ✓ work on those gaps you have spotted by using your PLCs.
  - ✓ ask the questions that have come out of revision.

**RE**

Monday B 3pm-4pm

➤ Mr Oliver  
(Room 205)

HOME



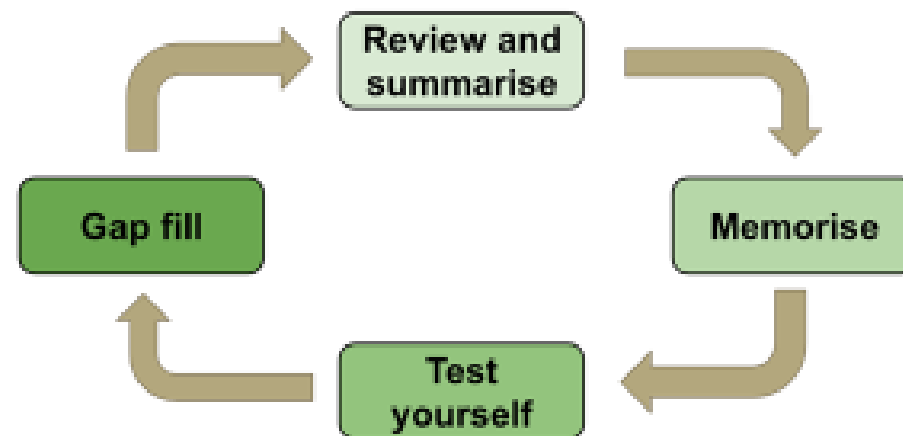


Miss Phillips- Head of Year 11



# How to Revise Effectively

- You **must do something** with the information you are trying to learn. Simply re-reading notes, a textbook, or highlighting notes will not help you retain the information.
- **Review and Summarise** – Identify key points and gaps in your knowledge. It can be tempting to go back over topics you feel confident with but make yourself revise the topics where you have gaps in your knowledge.
- **Memorise** - Revise using techniques that are best for you and practice revising 'Better Not Harder'.
- **Test Yourself** – once you have revised a topic test yourself on it with a practice exam question.
- **Gap Fill** – After you have tested yourself identify any knowledge and gaps. Re-revise the sections where you did not get the answer right



# Revision Technique Ideas

Use your revision guide for guidance on different revision techniques

**Chunking** – breaking information up into small chunks.



**Association** – link objects and ideas with each other.



**Mnemonics** – memory tool to help you remember something.



**Revision Jigsaw Puzzle**

**Revision cards and highlighters** – you have got these in your equipment pack


## Mnemonics



**Rote Learning** - read it again, and again, and again, and again



**Physical Journey** – create a picture journey and layer information



**Useful Link** - <https://www.bbc.co.uk/bitesize/articles/zxq76rd>

## Revision Tip

**Make a realistic revision schedule.** Work out how much you would like to revise and the time you have available, then break it down into manageable chunks. Aim to do a few hours of revision each day and mix up your subjects so you do not get bored.

**EXAMPLE GRID:** This is an example of how you might want to personalise a timetable to your personal circumstances. This particular timetable would be for a Saturday or Sunday school holiday.

This model is based on 45 minute 'chunks'.  
 Review 2 chunks in each block i.e. 1 chunk when you

- This model is based on 45 minute 'chunks'.
- E.g. Revise 2 chunks in each block i.e. 20 minutes + 5 min break + 20 mins
  - 'Grey-out' additional times when you will not be able to revise due to unavoidable circumstances (e.g. school holidays)
- |    | 11-11.45 | 12-12.45 | Lunch | 2-2.45 | 3-3.45 |
|----|----------|----------|-------|--------|--------|
| 1  |          |          |       |        |        |
| 2  |          |          |       |        |        |
| 3  |          |          |       |        |        |
| 4  |          |          |       |        |        |
| 5  |          |          |       |        |        |
| 6  |          |          |       |        |        |
| 7  |          |          |       |        |        |
| 8  |          |          |       |        |        |
| 9  |          |          |       |        |        |
| 10 |          |          |       |        |        |
| 11 |          |          |       |        |        |
| 12 |          |          |       |        |        |
| 13 |          |          |       |        |        |
| 14 |          |          |       |        |        |
| 15 |          |          |       |        |        |
| 16 |          |          |       |        |        |
| 17 |          |          |       |        |        |
| 18 |          |          |       |        |        |
| 19 |          |          |       |        |        |
| 20 |          |          |       |        |        |
| 21 |          |          |       |        |        |
| 22 |          |          |       |        |        |
| 23 |          |          |       |        |        |
| 24 |          |          |       |        |        |
| 25 |          |          |       |        |        |
| 26 |          |          |       |        |        |
| 27 |          |          |       |        |        |
| 28 |          |          |       |        |        |
| 29 |          |          |       |        |        |
| 30 |          |          |       |        |        |
| 31 |          |          |       |        |        |
| 32 |          |          |       |        |        |
| 33 |          |          |       |        |        |
| 34 |          |          |       |        |        |
| 35 |          |          |       |        |        |
| 36 |          |          |       |        |        |
| 37 |          |          |       |        |        |
| 38 |          |          |       |        |        |
| 39 |          |          |       |        |        |
| 40 |          |          |       |        |        |
| 41 |          |          |       |        |        |
| 42 |          |          |       |        |        |
| 43 |          |          |       |        |        |
| 44 |          |          |       |        |        |
| 45 |          |          |       |        |        |
| 46 |          |          |       |        |        |
| 47 |          |          |       |        |        |
| 48 |          |          |       |        |        |
| 49 |          |          |       |        |        |
| 50 |          |          |       |        |        |
| 51 |          |          |       |        |        |
| 52 |          |          |       |        |        |
| 53 |          |          |       |        |        |
| 54 |          |          |       |        |        |
| 55 |          |          |       |        |        |
| 56 |          |          |       |        |        |
| 57 |          |          |       |        |        |
| 58 |          |          |       |        |        |
| 59 |          |          |       |        |        |
| 60 |          |          |       |        |        |
| 61 |          |          |       |        |        |
| 62 |          |          |       |        |        |
| 63 |          |          |       |        |        |
| 64 |          |          |       |        |        |
| 65 |          |          |       |        |        |
| 66 |          |          |       |        |        |
| 67 |          |          |       |        |        |
| 68 |          |          |       |        |        |
| 69 |          |          |       |        |        |
| 70 |          |          |       |        |        |
| 71 |          |          |       |        |        |
| 72 |          |          |       |        |        |
| 73 |          |          |       |        |        |
| 74 |          |          |       |        |        |
| 75 |          |          |       |        |        |
| 76 |          |          |       |        |        |
| 77 |          |          |       |        |        |
| 78 |          |          |       |        |        |
| 79 |          |          |       |        |        |
| 80 |          |          |       |        |        |
| 81 |          |          |       |        |        |
| 82 |          |          |       |        |        |
| 83 |          |          |       |        |        |
| 84 |          |          |       |        |        |
| 85 |          |          |       |        |        |
| 86 |          |          |       |        |        |
| 87 |          |          |       |        |        |
| 88 |          |          |       |        |        |
| 89 |          |          |       |        |        |
| 90 |          |          |       |        |        |
| 91 |          |          |       |        |        |
| 92 |          |          |       |        |        |
| 93 |          |          |       |        |        |
| 94 |          |          |       |        |        |
| 95 |          |          |       |        |        |
| 96 |          |          |       |        |        |
| 97 |          |          |       |        |        |
| 98 |          |          |       |        |        |
| 99 |          |          |       |        |        |

This model is based on:

- E.g. Revise 2 chunks in each block time
- 'Grey-out' additional times when you will not be able to do

	9-9.45	10-10.45	11-11.45	12-12.45	Lunch	2-2.45	3-3.45
Monday	Science: 1) Electronic structure 2) Ionic bonding	Geography: (insert 2 topics)	History: (insert 2 topics)	(insert 2 topics)	Free Time	Maths: (insert 2 topics)	PE: (insert 2 topics)
Tuesday	Science: (insert 2 topics)	English: (insert 2 topics)	Resistant Materials: (insert 2 topics)	etc		etc	etc

A 4x4 grid of colored squares (pink, purple, blue, green) with text labels. The labels include 'maths', 'science', 'history', 'PE', 'etc', and some squares are greyed out.

[illegible]

Singing: Monday 19<sup>th</sup> December 2021  
 VIK - You can do this, Don't you?

and believe in justice

Revision planning  
booklets are  
available for you



# When revising you could do the following

1. Read through your books.
2. If you do not understand something, ask somebody.
3. Choose the memory tricks that work best for you.
4. Create posters to help you to organise information.
5. Create cards with key points and practise.
6. Use past papers to practise answering questions.



# Dealing with exams

- [Dealing with exams:](#)
- Support- Even though you may be terrified about the exams too, this is a really tough time for lots of children.
- [Expert advice says:](#)
- The main thing children need when they are revising is peace, calm and stability at home. They already have enough worries at school and pressure revising.
- Link: <https://www.bbc.co.uk/programmes/articles/1XBINWwvl3wYrHb9hGDTPCI/top-tips-for-parents-from-the-mind-set-experts>



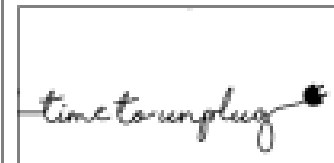


# Tips on Preparing for Exams

**Take regular short breaks** - Studying for hours and hours will only make you tired and you will find it difficult to concentrate, which may make you even more anxious.

**Reward yourself** - For example, you could take a long bath or watch a good movie once you have finished your revision session.

**Do something physical** - When you're not revising, use your spare time to get away from your books and do something active. Exercise is good for taking your mind off stress and keeping you positive, and it will help you sleep better.



**Get some sleep** - Brain recall becomes stronger after sleep and information becomes easier to access.

**Unplug** – Electronic devices can be very distracting. Put any devices you are not using out of site, stay off social platforms when revising and turn off your notifications

**Ask for help** - If you're feeling stressed, it's important to talk to someone you trust, such as a family member, teacher or a friend. Lots of people find exams difficult to deal with, so do not be embarrassed to ask for support.

## Useful Link

<https://www.nhs.uk/mental-health/children-and-young-adults/help-for-teenagers-young-adults-and-students/tips-on-preparing-for-exams/>

# About Place2Be



We provide universal mental health support and targeted child counselling in schools, including primary, secondary and all-through schools, across England, Scotland and Wales

We offer:

- In-school mental health support for pupils, families and school staff
- Face-to-face and online training for school leaders and school staff
- Reflective supervision and supportive forums for school leaders and school staff
- Accredited qualifications up to Level 7 Postgraduate Diploma

Each school has a dedicated Place2Be mental health professional who is an integral part of the school team

They work closely with pupils, families and staff to improve emotional wellbeing and provide mental health support for the whole school





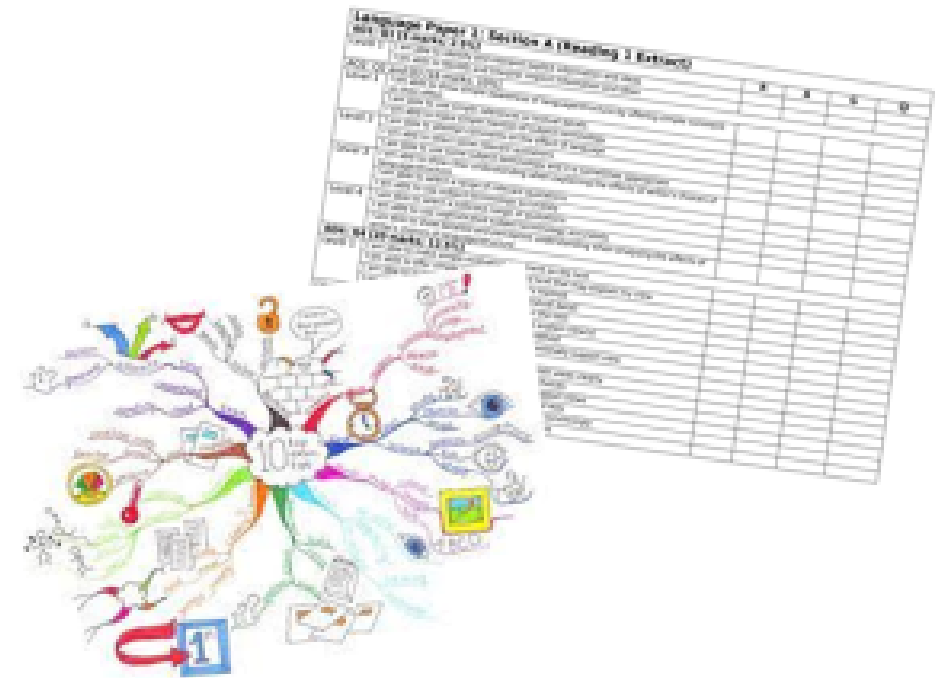
Link: [https://www.place2be.org.uk/exams?gclid=EAIaIQobChMIrs2n34L2ggMVt4BQBh2frAfGEAAYASAAEgLRsvD\\_BwE](https://www.place2be.org.uk/exams?gclid=EAIaIQobChMIrs2n34L2ggMVt4BQBh2frAfGEAAYASAAEgLRsvD_BwE)



# Next Steps

- Take the opportunity to speak to your teachers at parents' evening.
- Use your personal learning checklists to familiarise yourself with your strengths and areas for development.
- Get yourself organised by creating a revision timetable and find revision techniques that suit you.
- Ensure you are attending mentoring every morning and try and attend as many afterschool support sessions as possible.
- Speak to your mentor and class teachers for support with your academic studies.
- Create a plan and stick to it.

If you have any questions or concerns, please do not hesitate to contact Mr Brooke on [jbrooke@Canterbury.kent.sch.uk](mailto:jbrooke@Canterbury.kent.sch.uk) or Ms Phillips on [lphillips@Canterbury.kent.sch.uk](mailto:lphillips@Canterbury.kent.sch.uk)



Stay  
**Positive**  
**WORKHARD**  
*Make it Happen*