

Year 11 GCSE Information 2022



Contents

Introduction

Parents' Evening

Key dates

GCSE Pod

Preparing for the examinations

English Information

Maths Information

Science Information

Humanities Information

Modern Foreign Languages

Physical Education Information

Practical Learning Information

Vocation and Society Information

Next steps and revision tips



Introduction

- The new examination expectations in English, mathematics, science history and geography
- Grade boundaries
- What is the best way to revise?
- Revision/support opportunities before, during and after school
- How parents can help us to ensure that all students achieve the grade they need for post 16 education, training or employment?
- **National Contingency Day- 28th June 2023**



Year 11 Parents' Evening

- We would like to invite you to attend the Year 11 Parents' Evening, which will be held on **Thursday, 12th January** from 4.00pm until 8.00pm.
- The evening will take place online, with video calls occurring between staff and parents. We would ask for your patience and support and hope you will be able to access the appointments without issue.
- In order to prepare for the Parents' Evening, please read the following article, from School Cloud, which explains the logistics of the event:
<https://support.parentseveningsystem.co.uk/article/801-video-parents-how-to-attend-appointments-over-video-call>
- Please book your appointment slots with your child's teachers using our School Cloud site: <https://canterburyacademy.schoolcloud.co.uk/> . Appointment bookings will open on **Wednesday, 4th January at 8am and will close on Tuesday, 10th January at 8pm**. If you have any issues with accessing the appointment booking system, please email our administrator, Ms Mowbray, on: smowbray@canterbury.kent.sch.uk



Key dates

Date	Activity
5 th December 2022	Year 11 EBacc Information Evening
15 th December 2022	Year 11 Assembly – Mock Examination Results 16 th December - End of Term 2
12th January 2023	Year 11 Parents' Evening
6th February – 10 th February 2023	Year 11 Mock Examinations 10 th February - End of Term 3
13th February – 17th February 2023	Year 11 February Holiday Support sessions (schedule TBC)
20 th February – 24 th February 2023	Year 11 Mock Examinations
7 th March 2023	6 th Form Open Evening 2
W/B 20 th March 2023	Year 11 Mock Examination Results
23 rd March 2023	Year 11 Parents' Evening
3 rd – 14 th April 2023	31 st March – End of Term 4 Year 11 Easter Holiday Support Sessions



gcsepod
education on demand

HELP YOUR RESULTS SOAR!

1000's of
short videos
(‘Pods’)
covering 27
IGCSE
subjects.

We've invested in GCSEPod to help you reach your goals.
Join the hundreds of thousands of students using GCSEPod for
revision, independent learning and homework today

Everything
filtered for the
curriculums
you are being
taught.



“ Happy with my results.
Shout out to GCSEPod for
getting me where I am!

Student

“ I ♥
GCSEPod

Student

“ GCSEPod saves
the day again!

Student



New to GCSEPod?
Get started

Login

Username or Email
nat@teacherentice.com

Password

enter your Office 365 email address

Your password, is your school password.


LOG IN NOW
www.gcsepod.com



How you access GCSEPod?

OPTION 1 – Via any browser on your computer, laptop, tablet or phone. Just go to www.gcsepod.com

OPTION 2 – Via the iPhone and Android apps which are free to download from the apple store and play store.



Year 11 Support Sessions

Week A					
Day	Monday	Tuesday	Wednesday	Thursday	Friday
Subject	Maths	Computer Science and IT English Dance Performing Arts	History Geography Music	PE Science (Combined and Triple) Practical Learning Drama (lunch)	French Business Studies
Time	3:00pm-4:00pm	3:00pm-4:00pm	3:00pm-4:00pm	3:00pm-4:00pm	3:00pm-4:00pm
Week B					
Day	Monday	Tuesday	Wednesday	Thursday	Friday
Subject	Maths Spanish (Lunch) RE	Computer Science and IT English Dance Performing Arts	Geography History Practical Learning	PE Science (Combined and Triple) Drama (lunch)	Spanish French (Lunch)
Time	3:00pm-4:00pm	3:00pm-4:00pm	3:00pm-4:00pm	3:00pm-4:00pm	3:00pm-4:00pm

GCSE subjects

- Specification changes and dates known so far
- Details on what your child will be assessed on
- How your child should use their Personalised Learning Checklists
- Useful revision materials and resources
- Online resources that will supplement their learning



Subject quick links

Left click the subject to jump to the to appropriate slides.

[English](#)

[Maths](#)

[Science](#)

[Geography](#)

[History](#)

[RE](#)

[French](#)

[Spanish](#)

[Physical Education](#)

[Spanish](#)

[Fine Art](#)

[Art & Design](#)

[Childcare](#)

[Construction](#)

[Hair and Beauty](#)

[Health and Social Care](#)

[Hospitality and Catering](#)

[Photography](#)

[3D Design](#)

[Textiles](#)

[Computer Science](#)

[Digital Technology](#)

[Sociology](#)

[Business Studies](#)

[Dance](#)

[Drama](#)

[Music](#)

[Performing Arts](#)

Next Steps



English

HOME



Assessments

All texts in the examination will be unseen.

Paper 1: Explorations in Creative Reading and Writing	+	Paper 2: Writers' Viewpoints and Perspectives	+	Non-examination Assessment: Spoken Language
What's assessed Section A: Reading <ul style="list-style-type: none">one literature fiction text Section B: Writing <ul style="list-style-type: none">descriptive or narrative writing		What's assessed Section A: Reading <ul style="list-style-type: none">one non-fiction text and one literary non-fiction text Section B: Writing <ul style="list-style-type: none">writing to present a viewpoint		What's assessed (AO7–AO9) <ul style="list-style-type: none">presentingresponding to questions and feedbackuse of Standard English
Assessed <ul style="list-style-type: none">written exam: 1 hour 45 minutes80 marks50% of GCSE		Assessed <ul style="list-style-type: none">written exam: 1 hour 45 minutes80 marks50% of GCSE		Assessed <ul style="list-style-type: none">teacher set throughout coursemarked by teacherseparate endorsement (0% weighting of GCSE)
Questions Reading (40 marks) (25%) – one single text <ul style="list-style-type: none">1 short form question (1 x 4 marks)2 longer form questions (2 x 8 marks)1 extended question (1 x 20 marks) Writing (40 marks) (25%) <ul style="list-style-type: none">1 extended writing question (24 marks for content)		Questions Reading (40 marks) (25%) – two linked texts <ul style="list-style-type: none">1 short form question (1 x 4 marks)2 longer form questions (1 x 8, 1 x 12 marks)1 extended question (1 x 16 marks) Writing (40 marks) (25%) <ul style="list-style-type: none">1 extended writing question (24 marks for content)		



Year 11 GCSE AQA English Language

Exam Dates

Monday 5th June am – Paper 1
Monday 12th June am – Paper 2

HOME



Year 11 GCSE Edexcel English Literature


Exam Dates

Wednesday 17th May am – Paper 1

Wednesday 24th May am – Paper 2


Paper 1: 50% (1 hour 45)

- Section A: Macbeth [40]
 - 2 questions
 - 1 extract and 1 theme



- Section B: Animal Farm [40]
 - 1 question

CLOSED BOOK



Paper 2/Unit 2: 50% (2 hours 15 minutes)

- Section A: Jekyll & Hyde [40]
 - 2 questions
 - 1 extract and 1 theme
- Section B: Conflict and Unseen Poetry [40]
 - 1 questions on conflict from the anthology
 - 1 question on two unseen poems



CLOSED BOOK

HOME



Homework Platforms



Sometimes we will ask you to complete homework tasks on GCSEPod.

Please make sure you are able to login to the platform.

This is a great resource for short videos from which you can take notes and develop your subject knowledge.

Sometimes we will ask you to complete homework tasks on Educake.

Please make sure you are able to login to the platform.

This is a great resource for quizzes to test your knowledge on both English Literature and English Language texts.

HOME



Term 2: AQA English Language Paper 1 Mock Personalised Learning Checklists PLCs

Name:
Teacher:

Date:
MEG:
Most recent mock:

AQA GCSE English Language
Personalised Learning Checklist

Qu.	AO	Skill	R	A	G	Revised?
1	AO1	Identify explicit and implicit information				
1	AO1	Use quotations or paraphrase accurately				
2	AO2	Analyse the effects of the writer's use of language				
2	AO2	Select textual detail				
2	AO2	Use subject terminology accurately to drive analysis				
3	AO2	Analyse the effects of the writer's use of structure				
3	AO2	Select relevant examples				
3	AO2	Use subject terminology accurately to drive analysis				
4	AO4	Critically evaluate effects on the readers				
4	AO4	Show understanding of the writer's methods				
4	AO4	Select textual references to illustrate points				
4	AO4	Critically respond to the focus of the statement				
5	AO5	Match register to audience				
5	AO5	Match writing to purpose				
5	AO5	Use range of vocabulary and literary devices				
5	AO5	Use structural devices				
5	AO5	Link and develop ideas				
5	AO5	Use paragraphs and discourse markers				
5	AO6	Accurately demark sentences				
5	AO6	Use of range of punctuation accurately				
5	AO6	Use a range of sentence structures				
5	AO6	Use standard English grammar (and tense)				
5	AO6	Spell accurately				
5	AO6	Use of range of vocabulary				
5	AO6	Proof read to check accuracy				

Name:
Teacher:

Date:
MEG:
Most recent mock:

Edexcel GCSE English Literature
Personalised Learning Checklist
Paper 1

AO	Skill	R	A	G	Revised?
	Clearly address the exam question throughout your response				
AO2	Select relevant textual detail from the extract				
AO2	Use subject terminology accurately to drive analysis				
AO2	Analyse the effects of the writer's use of language in relation to the question				
	Clearly address the exam question throughout your response				
AO1	Demonstrate knowledge of the plot/characters/setting				
AO1	Provide clear examples of key events and themes in the play in relation to the question				

Identifying areas to focus on and gaps in subject knowledge

- Use the PLCs to address targets.
- Read teacher comments.
- Redraft responses in timed conditions.
- Complete past papers on your target questions.

English Language Resources

English
KS4
Revision
Individual folders for each question

Student Shared
English
KS4
Revision
Individual folders for each question

- A - Q1 Paper 1 AO1 Secure Test
- A - Q1 Paper 1 AO1 Secure Therapy
- G - Q1 Paper 1 AO1 Advanced Testing
- G - Q1 Paper 1 AO1 Advanced Therapy
- G - Q1 Paper 1 AO1 Mastery Testing
- G - Q1 Paper 1 AO1 Mastery therapy
- R - Q1 Paper 1 AO1 Base Test
- R - Q1 Paper 1 AO1 Base therapy

- Q1 - Paper 1 Language A01 (Resources Pack 1)
- Q1 - Paper 1 Language A01 (Resources Pack 2)
- Q2 and Q3 - Paper 1 Language A02 (Resources Pack 1)
- Q3 AND Q2 - Paper 1 Language A02 (Resources Pack 2)

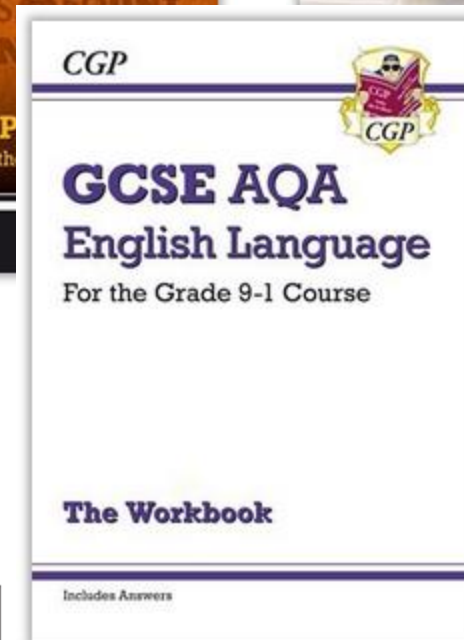

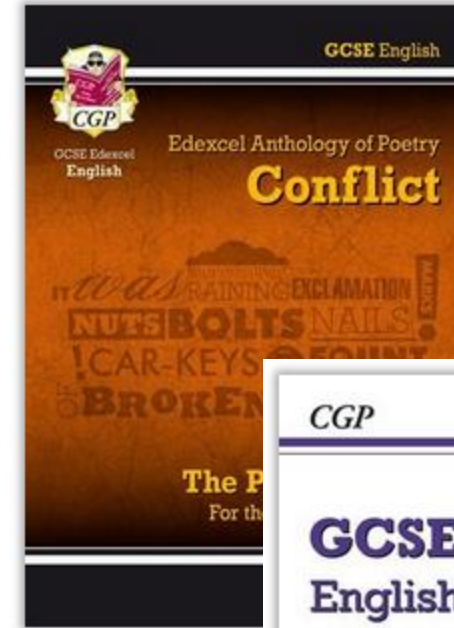
After each mock, students are given a **PLC** (personalised learning checklist). This identifies their strengths and areas of development. These should be used to target revision topics.

- Q5 - Paper 1 Language A06 (Resources Pack 2)



English Resources

- Attending Y11 revision sessions, Tuesday 3:00pm-4:00pm
- Wider reading (newspapers, books, articles etc.)
- Practice papers- PIT tasks based on papers completed in class.
- SPaG activities.
- Recapping subject terminology.
- Revision guides from CGP: New GCSE English Language AQA. Revision Guide - for the Grade 9-1 course.
- Mr.Bruff: www.mrbruff.com
- Collins: AQA English Language.
- Examination homework- PIT based on peer assessment and teacher feedback.



English Online Resources

- Mr.Bruff: www.mrbruff.com
- English GCSE Pod: www.gcsepod.com
- PixL English Literature App – PiXLit: <https://englishapp.pixl.org.uk/>
- BBC English Bitesize English Language AQA: <https://www.bbc.co.uk/bitesize/examspecs/zcbchv4>
- BBC English Bitesize English Literature Edexcel: <https://www.bbc.co.uk/bitesize/examspecs/z2whg82>



Year 11: The Exam Countdown

Term 3	Term 4	Term 5	Term 6
AQA Language Paper 1 and Paper 2 English Literature lessons	Edexcel Literature Paper 1 and Paper 2 AQA Language Paper 1 and Paper 2	Edexcel Literature Paper 1 and Paper 2 AQA Language Paper 1 and Paper 2	Edexcel Literature Paper 1 and Paper 2 AQA Language Paper 1 and Paper 2

REVISION

English After School Revision

Every Tuesday 3-4pm
Week A: 712 and 714
Week B: 701 and 705

HOME



Mathematics





Paper 1 – Friday 19th May



Paper 2 – Tuesday 6th June



Paper 3 – Wednesday 14th June

edexcel 

Year 11 GCSE
Mathematics

HOME



Year 11 GCSE Mathematics

Friday 19th May AM
Tuesday 6th June AM
Monday 14th June AM

Paper 1

- Externally assessed
- Availability: May/June and November**
- First assessment: May/June 2017

**33.33% of the
total GCSE**

Overview of content

1. Number
2. Algebra
3. Ratio, proportion and rates of change
4. Geometry and measures
5. Probability
6. Statistics

Overview of assessment

- Written examination papers with a range of question types
- No calculator is allowed
- 1 hour and 30 minutes (both Foundation and Higher tier papers)
- 80 marks available

Paper 2

Paper 3

- Externally assessed
- Availability: May/June and November**
- First assessment: May/June 2017

**33.33% of the
total GCSE**

Overview of content

1. Number
2. Algebra
3. Ratio, proportion and rates of change
4. Geometry and measures
5. Probability
6. Statistics

Overview of assessment

- Written examination papers with a range of question types
- Calculator allowed
- 1 hour and 30 minutes (both Foundation and Higher tier papers)
- 80 marks available

HOME



Changes to GCSE Mathematics Examinations 2023



Information

- A formula sheet will be provided for foundation tier and for higher tier students.
- The format/structure of the assessments remains unchanged.
- This exam aid provides students with additional exam formulae which they may refer to in their examinations.
- Please note, a copy of this exam aid will be made available to all students on the day of the examination as an insert in the question paper.
- There are no restrictions on who can use this aid.
- Students and teachers can discuss this exam aid.
- This document has 2 pages.

HOME



Term 2:
Mathematics
Personalised
Learning Checklists
PLCs

Questions	Question Title	Score	Clip Number
1	Compare decimal numbers	0 / 1	46
2	Multiple of a number	1 / 1	33
3	Round decimal numbers	1 / 1	56
4	Convert fractions to decimals	1 / 1	73
5	Read and write positive integers	1 / 1	13
6a	Probability of single events on a probability scale	0 / 1	350,351
6b	Probability of single events on a probability scale	1 / 1	350,351
7	Pictograms	4 / 4	426
8a	Read coordinates in the first quadrant	1 / 1	199
8b	Read coordinates of a point on the y-axis	1 / 1	199
8c	Plot coordinates on a grid	1 / 1	199
9a	Write ratios as fractions	1 / 1	330
9b	Write ratios in the form 1:n or n:1	0 / 2	331
10	Fractions (worded problems)	4 / 4	80
11	Reflect a shape in a vertical line	2 / 2	639
12a	Number machines (find output)	0 / 1	152
12b	Number machines (find input)	0 / 2	177
13a	Scale diagrams with bearings	0 / 1	869
13b	Scale diagrams with bearings	0 / 3	869

For each Math's Paper sat students will get a personalized list of red, amber and green topics.

All topics will be linked to Hegarty Maths. Students can put these clip numbers into Hegarty to target their red topics.

A PIT task will be completed in lesson to address topics in which students did not achieve full marks.

HOME

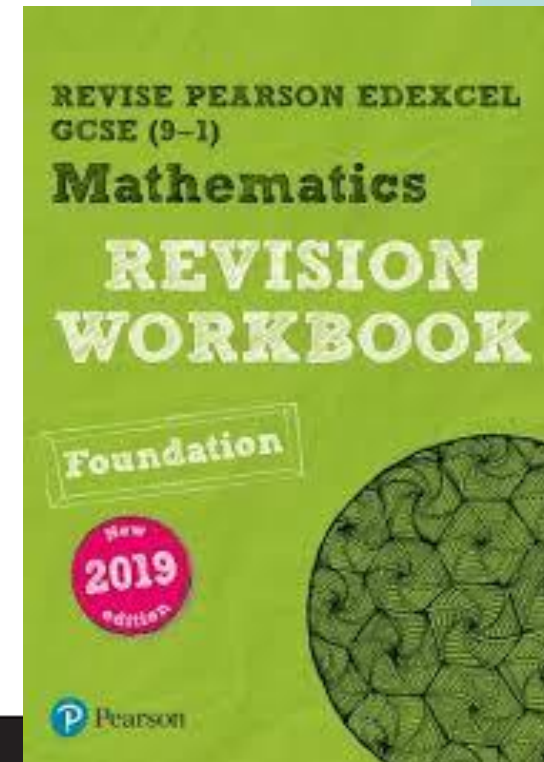
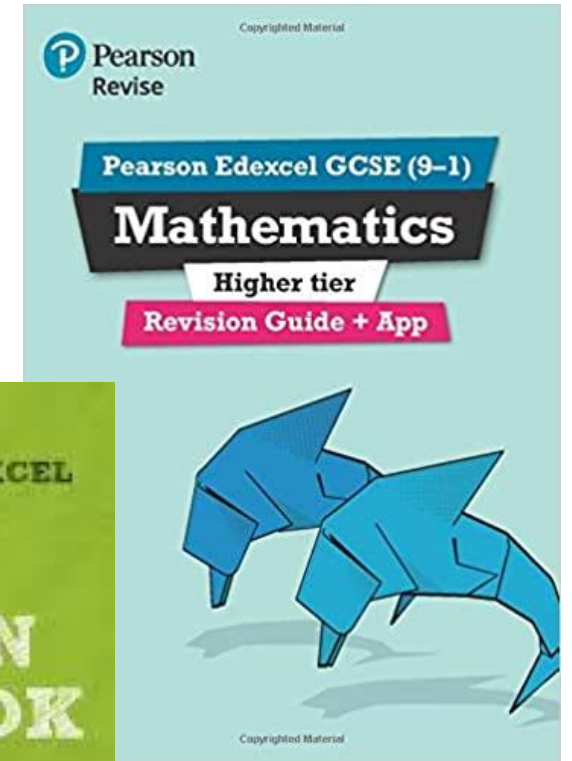


*In partnership with Simon Langton Grammar School for Boys to provide
A grammar school band for boys and girls in a comprehensive school for all the talents*



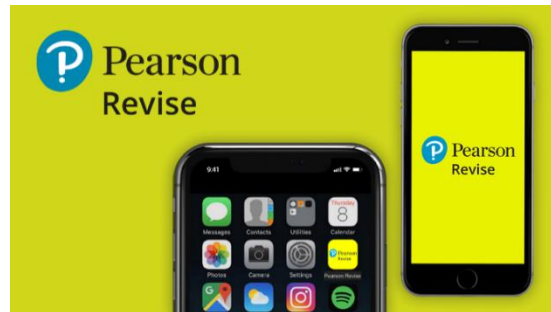
Mathematics Resources

- Using Hegarty Maths to target Red topics and complete the Hegarty Revision Checklist.
- Attending Y11 revision sessions, Monday 3:00pm-4:00pm
- Practice papers, PIT tasks based on papers completed in class and RAG sheets to help you generate a revision list.
- In term 3 we will give out the Edexcel Pearson Workbooks.
- Following the Term 2 mock examinations we will distribute Edexcel Pearson Revision Guides.
- Use the Pearson Revise App on your phone.
- Ask your teacher for help on topics you are unsure on.



Mathematics Online Resources

- Hegarty Maths: <https://hegartymaths.com/>
- BBC Bitesize (Edexcel): <https://www.bbc.co.uk/bitesize/examspecs/z9p3mnb>
- Corbett Maths: <https://corbettmaths.com/>
- GCSE Pod
- Maths Genie: <https://www.mathsgenie.co.uk/gcse.html>
- On Maths: <https://www.onmaths.com/>
- Pearson Revise App



HOME



Science

HOME



Topics

Biology

- Cell Biology
- Organisation
- Infection and Resistance
- Bioenergetics
- Homeostasis
- Inheritance, Variation and Evolution
- Ecology

Chemistry

- Atomic Structure and the Periodic Table
- Bonding, Structure and the Properties of Matter

Update (30th November)

DfE has also announced that, in 2023, students are not required to memorise formulae for GCSE mathematics and equations for GCSE physics and combined science.

- Organic Chemistry
- Chemical Analysis
- Chemistry of the Atmosphere
- Using Resources

Physics

- Energy
- Electricity
- Particle Model of Matter
- Atomic Structure
- Forces
- Waves
- Magnetism and Electromagnetism
- Space Physics

Assessed in Paper 1
Assessed in Paper 2

HOME



Examinations

Combined Science (2 GCSEs)

6 examinations total

Each 70 marks

Each 16.67% of the total GCSE qualification

Each 1 hour 15 minutes

Separate Science (3 Separate GCSEs)

6 examinations total (2x Biology, 2x Chemistry, 2x Physics)

Each 100 marks

Each 50% of their respective GCSE qualification

Each 1 hour 45 minutes

Year 11 AQA GCSE Science

Biology Paper 1 – 16th May 2023

Chemistry Paper 1 – 22nd May 2023

Physics Paper 1 – 25th May 2023

Biology Paper 2 – 9th June 2023

Chemistry Paper 2 – 13th June 2023

Physics Paper 2 – 16th June 2023

HOME



What are my GAPS?

Use the mock examination PLCs to help guide revision.

Year 11 PHYSICS Personalised Learning Checklist

'I Can' Statements	Question	Marks	R	A	G
I can recall and describe basic energy transfers	1a	/ 2			
I can calculate efficiency, useful and wasted power output	1b	/ 2			
I can describe what it means to be 'efficient'	1c	/ 2			
I can recall renewable and non-renewable energy resources	2a	/ 2			
I can evaluate the environmental impact of energy resources using data provided	2b	/ 4			
I can recall the formula for energy transferred, power and time	3a	/ 1			
I can calculate the energy transferred in a system	3b	/ 3			
I can recall and describe features and dangers of the different types of radiation	4a, 4b, 4c & 5e	/ 5			
I can explain what 'irradiation' is and the factors that affect	4d & 4e	/ 3			
I can explain what 'irradiation' is and the factors that affect	5a	/ 1			
I can explain what 'irradiation' is and the factors that affect	5b	/ 2			

For each Science exam taken, students will receive a **PLC** (Personalised Learning Checklist) of red, amber and green topics.

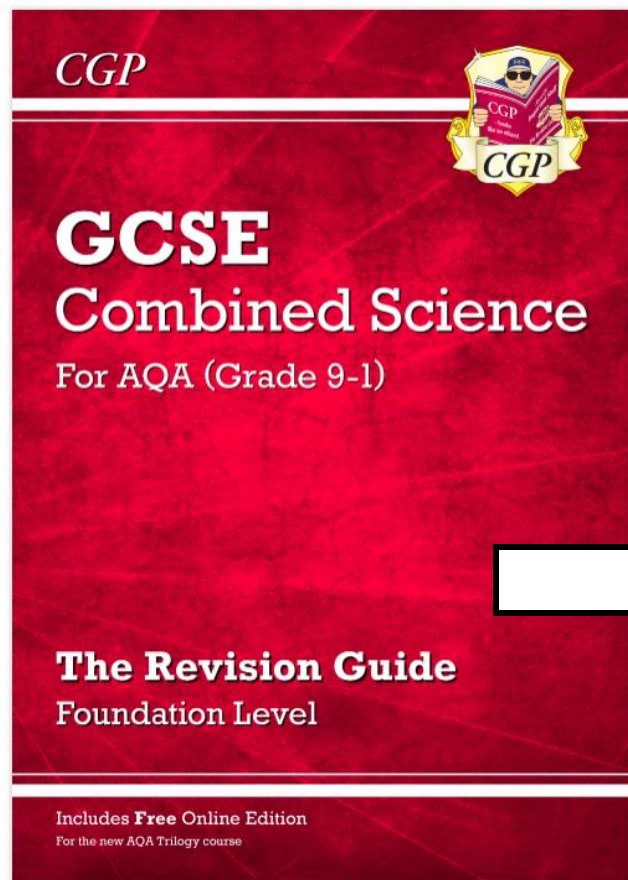
A 'Personal Improvement Task' will be completed in lesson to address topics in which students did not achieve full marks. This will help to close any learning gaps that they may have.

The **PLCs** (personalised learning checklists) help students to identify their strengths and areas of development. These should be used to best target revision topics.

HOME

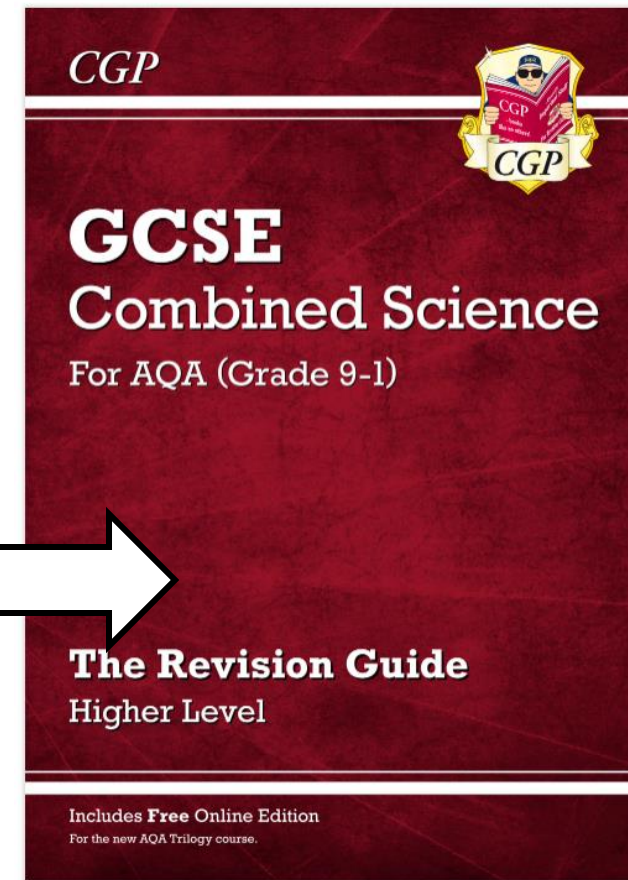


Revision Guides



All students received a revision guide in Year 10

Those who excel in the Foundation Tier mock examinations can swap their revision guide for a Higher Tier one.



HOME

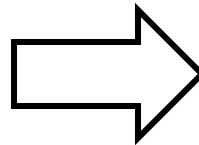


Online / Active Learning

All online resources below are ideal for revisiting classwork, or for reviewing topics.
Use your Personalised Learning Checklists to choose the areas to focus on.



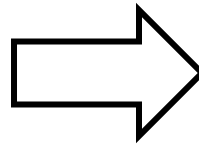
<https://www.gcsepod.com/>



We have purchased individual accounts for students.
Login in with the 'sign in with Office365' button
Contains video tutorials and exam preparation resources.



<https://www.bbc.co.uk/bitesize>

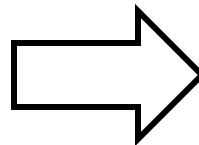


Free online access. No login required.
Contains summaries of all Science topics and key points to remember, including videos and practice tests.



PHYSICS & MATHS TUTOR

<https://www.physicsandmathstutor.com/>



Free online access. No login required.
NOT JUST FOR PHYSICS AND MATHS. Contains summaries of all Science topics and key points to remember, including videos and practice tests.

HOME



Revision Sessions

Science revision sessions are scheduled
every week 3pm – 4pm

Combined Science

Foundation - Room 62 – Mr Ayling & Miss Richardson

Room 72 – Miss Delgado & Mr Reeve

Higher - Room 76 – Miss Guenane & Mr Moore

Separate Science

Biology - Wednesday (Week A) 4-5pm Room 64 – Dr Hitchcock

Chemistry - Thursday (Week A) 3-4pm Room 76 – Miss Guenane & Mr Moore

Physics - Thursday (Week B) 3-4pm Room 62 – Mr Ayling & Miss Richardson

- Recap what you have learnt that week.
- Request help on homework.
- Improve your learning gaps.
- Ask any questions you may have about Science.



The Canterbury Academy

A school for all the talents

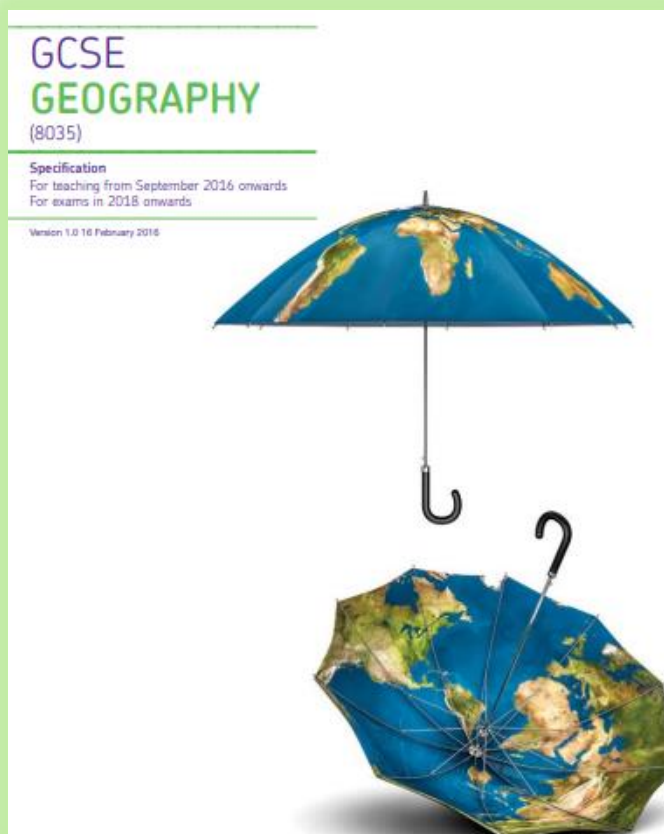
Humanities

*In partnership with Simon Langton  Grammar School for Boys to provide
A grammar school band for boys and girls in a comprehensive school for all the talents*

HOME



Geography



Paper One: 1 hour 30 minutes
Physical

Paper Two: 1 hour 30 minutes
Urban

Paper Three: 1 hour 15 minutes
Fieldwork and Decision-making



PLCs

What are my GAPS?

UK Physical landscapes

Explain the different relief across the UK

Read a cross section of contour lines on an OS map

Coastal landscapes in the UK

Describe and explain the characteristics of both constructive and destructive waves

Explain the different types of sub aerial processes (weathering and mass movement)

Describe the different types of erosion and explain how a variety of associated landforms are created

Describe how deposition and long shore drift create a number of different landforms

Know a named case study and explain how different processes and factors have influenced the coast

Study a coastal area using an OS map and pick out features using the key

Engineering techniques

Engineering techniques

After each mock, students are given a **PLC** (personalised learning checklist). This identifies their strengths and areas of development. These should be used to target revision topics.

✓ RAG your knowledge on the different topics, make sure you then act upon this with revision. **Know geographical processes and case studies. You must be able to apply your knowledge and understanding using detailed examples and case studies.**

✓ **Know and learn** the geographical terminology (key terms). **These are really important!**

✓ **Make use of** revision guides and revision materials given to you. Make sure any you use are for the AQA exam board, if you are not sure, ask your teacher.

✓ **Use Seneca**

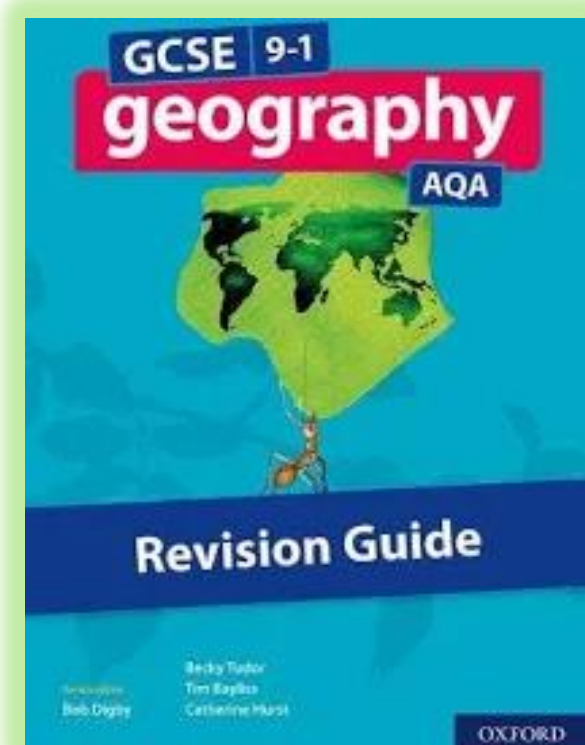
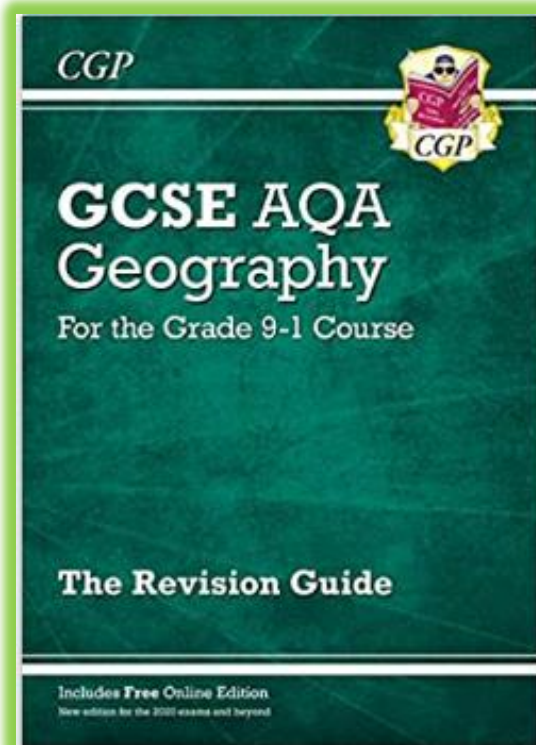

You should have logged in with a class code given to you by your Geography teacher. If you haven't, see your teacher!

✓ Learn from previous examination practice and keep on practicing examination questions!

HOME



Books and Revision Guides



Online / Active Learning

[Seneca.com](https://www.seneca.com)

[Kerboodle.com](https://www.kerboodle.com)

Kahoot!



GCSE RIVERS

Play

Challenge

BBC

Bitesize



gcsepod
an access company

Your password is your initial and surname. You will be asked to change this when you first login.



Lessons, Resources, Assessment,
and Kerboodle Books

[What is Kerboodle?](#)

Username/Email

asample

Password

asample

Institution Code

dr4

Log in

[Trouble logging in?](#)


HOME



Online / Active Learning


GCSE Geography

Step 1: See previous slide



Step 2: Scroll down to find:

Step 3: Click on digital book



HOME



Geography Revision Sessions

- ❑ **These run every week**
- ❑ Great opportunity to:
 - ✓ recap knowledge from the course.
 - ✓ practise and develop your ability to answer exam questions.
 - ✓ develop confidence by knowing what you know and being able to apply what you know.

Wednesday

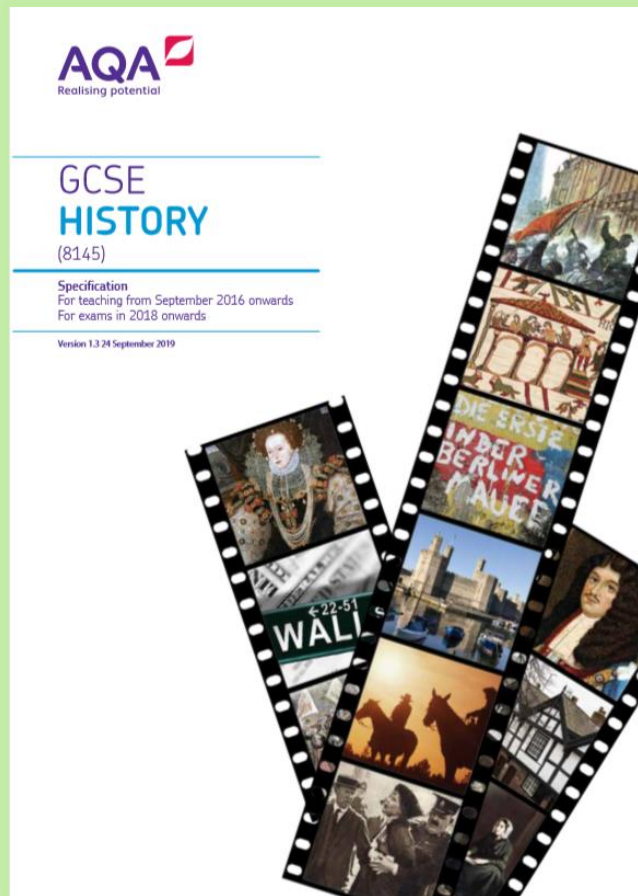
3pm-4pm

➤ Mr Spencer, Mr Jones,
Miss Marshall
(Room 207)

HOME



History



Paper One: 2 hours
Conflict and Tension in Asia
Germany 1890-1945

Paper Two: 2 hours
Britain: Health and the People
Norman England







PLCs

What are my GAPS?

Cold War in Asia

Mark on how confident you are with each topic and what you need to do, use this as a checklist for your revision notes and then to keep track of the topics you have revised. Tick and date once you have completed the tasks.

Topic	How confident am I?			I have made my revision notes on this topic	I have revised this topic	I am confident on this topic	Evidence
	 I could teach	 I would need to look at my notes	 I don't know				
Key topic 1: The Korean War							
European causes of conflict in Korea e.g. Berlin Airlift							
Causes and consequences of dividing Korea							
Events leading to the outbreak of war in Korea							
Events of the Korean War and how the war developed into an international conflict							
Explanation and evaluation of how the war became a stalemate.							
Analysis of why MacArthur was replaced and how a peace treaty was signed.							
Legacy and consequences of the Korean War.							
Key topic 2: Origin of Conflict in Vietnam							
History of French Colonial Vietnam and World War II							

HOME 

✓ RAG your knowledge on the different topics. Make sure you then act upon this with revision. **You must be able to apply your knowledge and understanding using detailed examples of events / people / places.**

✓ **Know and learn your key terms. These are really important!**

✓ **Make use of** revision guides and revision materials given to you. Make sure they are for the AQA exam board. If you are not sure, ask your teacher.





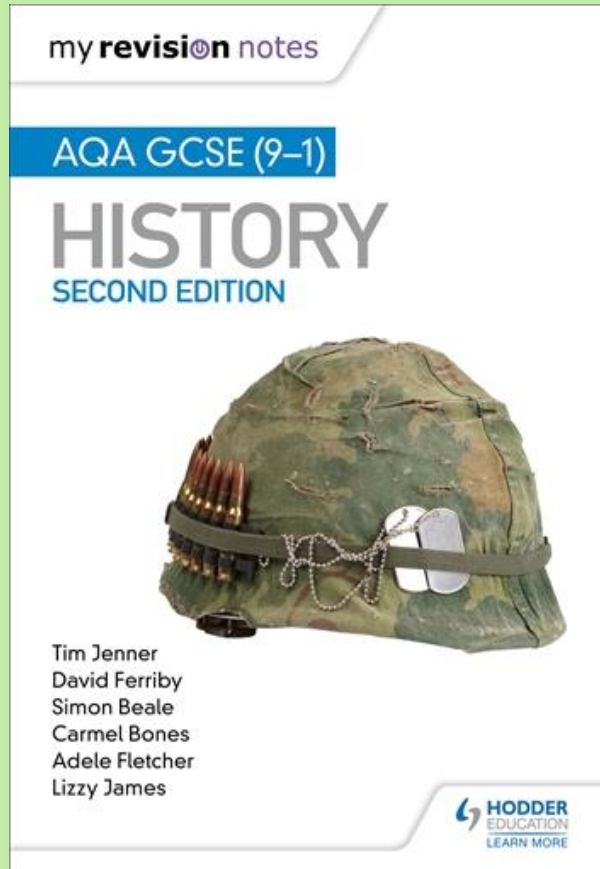
✓ **Use Kerboodle**

You should have logged in with a code given to you by your History teacher. If you haven't, see your teacher!

✓ Learn from previous examination practice and keep on practicing examination questions!

After each mock, students are given a **PLC** (personalised learning checklist). This identifies their strengths and areas of development. These should be used to target revision topics.

Books and Revision Guides



HOME



Online / Active Learning

Kerboodle.com

Kahoot!

BBC
Bitesize



Your password is your initial and surname. You will be asked to change this when you first login.



Lessons, Resources, Assessment,
and Kerboodle Books

[What is Kerboodle?](#)

Username/Email

asample

Password

asample

Institution Code

dr4

Log in

[Trouble logging in?](#)

Renaissance Medicine

Play

Challenge


gcsepod
an access company

HOME







Online / Active Learning History GCSE

Step 1: See previous slide
Step 2: Scroll down to find:



Step 3: Click on the book you want.



HOME



Revision Sessions

- ❑ **These run every week**
- ❑ Great opportunity to:
 - ✓ recap what you have learnt that week.
 - ✓ work on those gaps you have spotted by using your PLCs.
 - ✓ ask the questions that have come out of revision.

History


Wednesday 3pm-4pm

➤ Mrs Horii
(Room 201)

HOME



RE



Paper One: 1hr 45mins
Study of Religions

Paper Two : 1hr 45mins
Thematic Studies



PLCs

What are my GAPS?

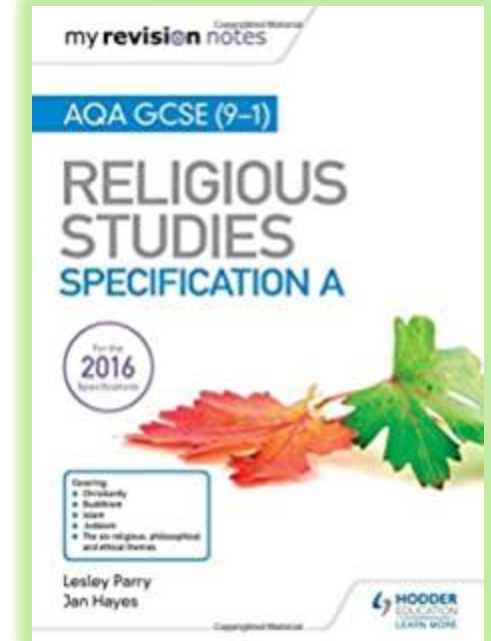



Islam	Red	Amber	Green	Revised
Beliefs				
Oneness of God				
Beliefs of Sunni Islam and Shi'a Islam				
Nature of God				
Angels				
Predestination				
Life after death				
Prophethood: Adam and Ibrahim				
Muhammad and the Imamate				
Holy books				
Practices				
Five Pillars, Ten Obligatory Acts,				
Shahadah: declaration of faith				
Salah: daily prayers				
Sawm: fasting during Ramadan				

After each mock, students are given a **PLC** (personalised learning checklist). This identifies their strengths and areas of development. These should be used to target revision topics.

- ✓ RAG your knowledge on the different topics, make sure you then act upon this with revision. **You must be able to apply your knowledge and understanding using detailed examples of beliefs and practices.**
- ✓ **Know and learn** your key terms. **These are really important!**
- ✓ **Make use of** revision guides and revision materials given to you. Make sure they are for the AQA exam board. If you are not sure, ask your teacher.
- ✓ **Use Kerboodle**
You should have logged in with a code given to you by your teacher. If you haven't, see your teacher!
- ✓ Learn from previous examination practice and keep on practicing examination questions!



Books and Revision Guides



HOME



Online / Active Learning

Kerboodle.com



BBC
Bitesize



Test your learning and knowledge:

<https://create.kahoot.it/details/unit-1-practice-5/1919f402-6bb8-4165-8698-68d236f3429a>

Your password is your initial and surname. You will be asked to change this when you first login.



Lessons, Resources, Assessment,
and Kerboodle Books

[What is Kerboodle?](#)

Username/Email

asample

Password

asample

Institution Code

dr4

Log in

[Trouble logging in?](#)

HOME





Online / Active Learning RE GCSE

Step 1: See previous slide

Step 2: Scroll down to find



Step 3: Click on digital book:



HOME



Revision Sessions

- ❑ **These run every week**
- ❑ Great opportunity to:
 - ✓ recap what you have learnt that week.
 - ✓ work on those gaps you have spotted by using your PLCs.
 - ✓ ask the questions that have come out of revision.

RE

Monday B 3pm-4pm

➤ Mr Oliver
(Room 205)

HOME



The Canterbury Academy

A school for all the talents

Modern Foreign Languages



*In partnership with Simon Langton  Grammar School for Boys to provide
A grammar school band for boys and girls in a comprehensive school for all the talents*

HOME





GCSE French

Key information for the 2022 exam series


Pupils will be externally assessed on the **four language skills: Listening, Speaking, Reading and Writing**. Each Skill is worth 25% of the final Grade.

Key Dates:

Paper 1 (listening) and Paper 3 (Reading) 24th May

Paper 4 (writing) 16th June

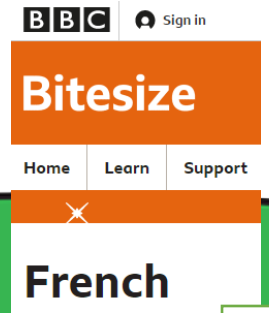
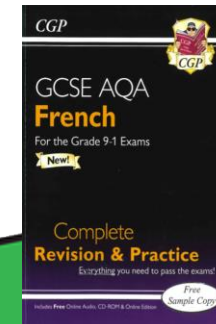

Paper 2 (Speaking) During the week beginning 9th May, Students will have specific times allocated by their class teacher.



IF YOU TALK TO A MAN
IN A LANGUAGE HE
UNDERSTANDS, THAT
GOES TO HIS HEAD. IF
YOU TALK TO HIM IN
HIS LANGUAGE, THAT
GOES TO HIS HEART.

Nelson Mandela

- Pupils can attend Year 11 French revision support sessions, Friday Week A 3:00pm-4:00pm
- French GCSE vocabulary and grammar revision booklets have been given to each pupil. The booklets and other revision resources can also be found on the shared student drive in the Modern Foreign Languages > Revision Guides folder.
- PowerPoints that have been used in class can be found in the Modern Foreign Languages > Mrs Hatton-Browne folder.
- Writing exam revision booklets have been given to pupils in class, this is to help pupils learn the structure of the writing exam, and how best to achieve the highest mark.
- Kerboodle is our online textbook, also featuring practice exam activities and useful vocabulary. All pupils have their own individual logins.
- Frequent recapping and revisiting important key vocabulary, verbs and tenses in all topics and units.
- BBC bitesize French (AQA exam specification)





GCSE Spanish

Key information for the 2022 exam series

Pupils will be externally assessed on the **four language skills: Listening, Speaking, Reading and Writing**. Each Skill is worth 25% of the final Grade.

Key Dates:

Paper 1 (listening) and Paper 3 (Reading) 26th May

Paper 4 (writing) 17th June

Paper 2 (Speaking) During the week beginning 9th May, Students will have specific times allocated by their class teacher.

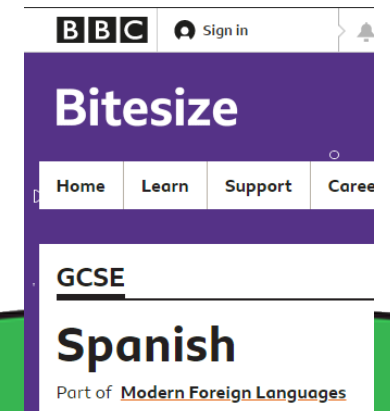




IF YOU TALK TO A MAN
IN A LANGUAGE HE
UNDERSTANDS, THAT
GOES TO HIS HEAD. IF
YOU TALK TO HIM IN
HIS LANGUAGE, THAT
GOES TO HIS HEART.

Nelson Mandela



- Pupils can attend Year 11 Spanish revision support sessions Friday Week A and B, 3:00pm-4:00pm, as well as lunchtime on Monday week B.
- Spanish GCSE vocabulary and grammar revision booklets have been given to each pupil. The booklets and other revision resources can also be found on the shared student drive in the Modern Foreign Languages > Revision Guides folder.
- There are also other revision resources in the same folder.
- Writing exam revision booklets have been given in class to help pupils learn the structure of the writing exam, and how best to achieve the highest mark.
- Kerboodle is our online textbook, also featuring practice exam activities and useful vocabulary, and all pupils have their own individual logins.
- BBC bitesize Spanish (AQA exam specification)



The Canterbury Academy

A school for all the talents

Physical Education & Sport



*In partnership with Simon Langton  Grammar School for Boys to provide
A grammar school band for boys and girls in a comprehensive school for all the talents*

HOME



Year 11 GCSE AQA Physical Education

Dates TBC

Paper 1: The human body and movement in physical activity and sport

- 30% (1 hour 15)
- 78 marks
- Applied anatomy and physiology.
- Movement analysis.
- Physical training.
- Use of data.

Paper 2: Socio-cultural influences and well-being in physical activity and sport

- 30% (1 hour 15)
- 78 marks
- Sports psychology.
- Socio-cultural influences.
- Health, fitness and well-being.
- Use of data.

NEA: Practical performance in physical activity and sport

- 40%
- 2 sports (50 marks)
- Analysis and evaluation of performance (25 marks).

Externally moderated.



Year 11 GCSE AQA Physical Education

AQA GCSE PE: Paper 1 Revision Checklist

3.1.1. Applied anatomy and physiology				
Topic	Contents	Additional information	😊	😐
The structure and functions of the musculoskeletal system	Bones	Identify and locate - Cranium, vertebrae, ribs, sternum, clavicle, scapula, pelvis, humerus, ulna, radius, carpals, metacarpals, phalanges, femur, patella, tibia, fibula, tarsals and metatarsals	•	•
	Structure of the skeleton	How the skeletal system provides a framework for movement; shape type of the bones, skeletal system allows movement		
	Function of the skeleton	Describe & give examples - Functions Support, posture, protection, movement, blood cell production, storage of minerals		
	Structure of the synovial	Identify and describe the following structures of a synovial joint; synovial membrane, synovial fluid, joint capsule, bursae, cartilage, ligaments		
	Joints	Elbow, knee and ankle – hinge joint Hip and shoulder – ball and socket		
	Movement at the joint	Flexion/extension at the shoulder, elbow, hip and knee; Abduction/adduction at the shoulder Rotation of the shoulder; Plantar flexion/dorsiflexion at the ankle To provide sporting examples		
	Muscles of the body	Identify and locate - Deltoid, trapezius, latissimus dorsi, pectorals, biceps, triceps, abdominals, quadriceps, hamstrings, gluteals, gastrocnemius		
	Muscular system	Reference to the shoulder, elbow, hip, knee and ankle joints: Major muscle groups operating at these joints, agonists/antagonists, bones located at the joint, muscle groups work isometrically and isotonicity (concentric/eccentric)		
The structure and functions of the cardio-respiratory	The pathway of air	Identification of the pathway of air; mouth/nose, trachea, bronchi, bronchioles, lungs, alveoli.		
	Gaseous exchange	Gas exchange at the alveoli – features that assist in gaseous exchange: large surface area of alveoli, moist thin walls (one cell thick), short distance for diffusion (short diffusion pathway), lots of capillaries, large blood supply, movement of gas from high concentration to low concentration		
	Blood vessels	Structure of arteries, capillaries and veins: size/diameter, wall thickness, valves in veins. How the structure of each blood vessel relates to the function: carrying oxygenated/ deoxygenated blood to/ from the heart, gas exchange, blood pressure, redistribution of blood during exercise (vasoconstriction and vasodilation).		
	Structure of the heart	Structure of the heart: atria (left and right atria), ventricles (left and right ventricles).		
	Cardiac Cycle	Pathway of the blood: deoxygenated blood into right atrium, then into the right ventricle, the pulmonary artery then transports deoxygenated blood to the lungs, gas exchange occurs (blood is oxygenated), pulmonary vein transports oxygenated blood back to the left atrium, then into the left ventricle. before oxygenated blood is ejected and transported to the body via the aorta		

Progress Learning Checklists

Use your PLC to identify the areas you need to improve.

Use this information to guide your revision.



Target your weaknesses and focus on these areas first.

After each mock, students are given a **PLC** (personalised learning checklist). This identifies their strengths and areas of development. These should be used to target revision topics.

HOME



Year 11 GCSE AQA Physical Education



You can buy...

Hodder Education
GCSE PE 9-1

You can attend..

Thursday support
sessions

You can find online...

- Seneca Learning
- Use your school email and your own password

Your teacher has provided you with...

- Zig Zag Topic per page booklets
- Past exam questions
- Previous P.I.T tasks

HOME



Year 11 BTEC Sport

Unit 1: Fitness for Sport and Exercise

- 25% (Exam Unit)
- Learn the components of fitness and the principles of training.
- Explore different fitness training methods.
- Investigate fitness testing to determine fitness levels.

Unit 2: Practical Performance in Sport

- 25% (Coursework)
- Understand the rules, regulations and scoring systems for selected sports.
- Practically demonstrate skills, techniques and tactics in selected sports.
- Review sports performance.

Unit 3: Applying the Principles of Personal Training

- 25% (Coursework)
- Plan a 6 week training programme
- Undertake the 6 week training programme – keeping a diary of your sessions
- Review the planning and evaluate the effectiveness of the training programme



Year 11 BTEC Sport

You can attend..

Thursday after school support
sessions.
Room 711



You can find online

Quizlet
Sign up and log in
Useful for Unit 1 revision



Your teacher has provided you with...

Bespoke feedback.
Checklist of outstanding tasks.
Revision booklets.
Flashcards on Show my
Homework.

Unit 2

Learning Aim A – Rules, regulations and scoring systems for 2 sports

	Criteria	Done?
2AP1	Described rules, regulations and scoring systems for 2 sports	
2AP2	4 Scenarios described step by step	
2AP3	Described roles and responsibilities of 2 officials	
2AM1	Explained roles and responsibilities of 2 officials give examples	
2AD1	Compare and contrast the two officials and recommend ways the rules could be improved	

Learning Aim B – Sports Coaching Company

	Criteria	Done?
2BP4	Describe the components of fitness for two sports	
	Describe technical demands of 2 sports (7 for each)	
	Describe tactical demands of 2 sports (3 for each)	
2BP5	Perform the skills practically in 2 sports	
2BM2	Perform the skills practically in a game in 2 sports	

Learning Aim C – Sports Performance Review

	Criteria	Done?
2CP6	Independently produce an observation checklist	
2CP7	Review your own performance – describe strengths and areas for development	
2CM3	Explain strengths / areas for development – recommend activities to improve performance	
2CD2	Analyse strengths / areas for development – justify recommended activities to improve performance	

Unit 3

Learning Aim A – Design a personal fitness training programme

	Criteria	Done?
2AP1	Independently design a safe six-week personal fitness training programme	
2AM1	Design a safe six-week training programme to meet activity/sport goal which meets the needs of the individual	
2AD1	Justify the training programme design, explain links to personal info	

Learning Aim B – Know about the musculoskeletal system and cardiorespiratory system and the effects on the body during fitness training

	Criteria	Done?
2BP2	Describe the structure and function of the musculoskeletal and cardiorespiratory systems	
2BP3	Summarise the short term effects on the musculoskeletal and cardiorespiratory systems	

HOME



The Canterbury Academy

A school for all the talents

Practical Learning

*In partnership with Simon Langton  Grammar School for Boys to provide
A grammar school band for boys and girls in a comprehensive school for all the talents*

HOME



GCSE FINE ART

**COMPONENT 1
PROJECT-FORMS 2D
+ 3D**

**COMPONENT 1
PROJECT-IDENTITY**

**COMPONENT 2
EXTERNALLY SET
ASSIGNMENT (EXAM)
TO BE SET JANUARY 2023**

ASSESSMENT OBJECTIVE

EVIDENCE THROUGHOUT EACH PROJECT

**AO1-RESEARCH
25%**

Explore the work of other artists, designers, cultures. Analyse their work in your own words.

**AO2-EXPERIMENT
25%**

Experiment with a range of media, techniques and processes. Drawing from primary and secondary sources.

**AO3-RECORD
25%**

Written recordings-annotations and mind maps. Visually recording your development of ideas.

**AO4-PERSONAL RESPONSE
25%**

Your ideas will lead to a final piece/personal response for each project.

Lunch time and after school support session.
Checklists for each project in your sketchbooks.
Resources available in class and on your Teams folder.
Speak to your teacher about your tracker and how you can reach your potential.

Childcare and Development

- Exam is 27th January 2023 and resit is 12th May 2023
- Attending Y11 revision sessions on Wednesday with Mrs Wiles in 101A (Wider reading (newspapers, books and articles).
- Practice questions set on SMHW as LP
- Recapping subject terminology.
- Revision book from CACHE already given out for unit 3
- PowerPoints for the units on the student shared drive and SMHW
- Examination homework, short, medium and long answer questions graded by the teacher and feedback given.
- There is a checklist in the student handbook which is already given out as a module summary sheet. You can use this to RAG your knowledge on each topic in the exam unit.
- Extra resources and task cards on the student shared drive.
- Watching documentaries on all aspects of child care.
- Completing all coursework tasks in unit 1 and 2

Unit 3 Childcare and development 0-5 years



Explain this unit

This unit is a summary of the knowledge you have acquired about children's development in the early years. It covers the physical, cognitive, emotional and social development of children from birth to five years. It also covers the role of the early years practitioner in supporting children's development. This unit is a summary of the knowledge you have acquired. It covers the physical, cognitive, emotional and social development of children from birth to five years. It also covers the role of the early years practitioner in supporting children's development.

Unit 3

This unit is a summary of the knowledge you have acquired about children's development in the early years. It covers the physical, cognitive, emotional and social development of children from birth to five years. It also covers the role of the early years practitioner in supporting children's development. This unit is a summary of the knowledge you have acquired. It covers the physical, cognitive, emotional and social development of children from birth to five years. It also covers the role of the early years practitioner in supporting children's development.



Construction

- Attending Y11 revision sessions, Wednesday Week B and Thursday Week A, 3:00pm - 4:00pm in room E5.
- Practice papers, past papers which can be marked.
- Recapping subject terminology.
- Using revision material from lessons to complete Unit 1: Construction technology revision booklet in time for exam
- Examination homework, short, medium and long answer questions graded by the teacher and feedback given.
- Watching construction programmes such as Grand Designs to gain a visual idea of materials, methods and key terms.
- Recap on lesson PowerPoints shared by the teacher.
- To research cross section drawings as these are high value exam questions.
- Practice floor plans, elevation drawings and perspective drawings of your home or create your own design.





Hair and Beauty

- ❖ Attend all lessons, theory and practical.
- ❖ Attend any one to one or small group revision sessions on Thursday week A and Wednesday week B afterschool.
- ❖ Focus on relevant ERA.
- ❖ Research Ancient Japan hairstyles for men and women, and the make-up trends in depth.
- ❖ Research different images of ancient Japan, from the Edo, Heian and Meiji period.
- ❖ Revise exam questions.
- ❖ All revision resources can be found on the student shared area.
- ❖ Paper based revision resources and example exam questions can be found in individual student folders.
- ❖ Watch documentary's on ancient Japanese hair and make up



Hospitality and Catering

- Attending Y11 revision/catch up session every Wednesday week A and B 3.00-4.00pm in room 102/104
- Practice paper are available on student shared area with mark scheme
- Regularly complete homework task to prepare for Unit 1 exam on Wednesday 21st June 2023
- Revision booklets: LO1, LO2, LO3, LO4 should be in your possession, covering all topics for Unit 1.
- The revision booklets for Unit 1 are on the student shared drive, WJEC Hospitality and Catering folder.
- We recommend watching documentaries on different aspects of the Hospitality and catering industry such as: The Food Inspectors on YouTube or "The truth about your sandwich (food hygiene and food safety) available on the Channel 4 App
- BBC bitesize: Home Economics: Food and Nutrition and Hospitality



BOOKER

Our offer for caterers...



Health and Social Care

Health and Social Care Unit 3
LO 3 - Understand influences of human
development (P4, P5, Q2)



- Exam is 3rd February 2023 with resit opportunity on 12th May 2023
- Attending after school Year 11 revision sessions with Mrs Wiles or Mrs Canavan on Wednesdays in room 101A or 101B
- Wider reading including newspaper or journal articles, books and using revision websites such as Getrevising.com, Thestudentroom.co.uk, Revision world.com, Quizlet.com.
- Complete all practice exam questions set on SMHW which are marked and graded with feedback from the teacher
- Recapping subject terminology
- Powerpoints, worksheets and the course textbook for all three units on Sharepoint
- Use the RAG checklist for all topics over the three units as shown in class.
- Use the extra revision resources in the revision folder on Sharepoint.
- Complete all coursework for Units 1, 2 and 3

Nature vs Nurture - Genie

1. How old was Genie when she was found?
 2. What were her verbal skills like when she was found?
 3. What happened to the Dad that changed him?
 4. What other family lived at the house?
 5. How did Charles Wiley die?
 6. At 13 what age did Genie physically look like?
 7. Two school psychologists were involved with Genie what were their jobs?
 8. Was Genie able to develop language skills?
- CHALLENGE QUESTIONS - Explanatory style requiring explanation**
9. What is the impact on the brain of being starved of stimulation such as language?
 10. What was the impact on Genie's emotional development?

Unit 1 Introduction to the Health and Social Care Sector

Grade	Tasks	Completed
P1	Identify one example of a health and social care service from each of the following types of provision that can be found in your local area: statutory, private and voluntary. List the functions of each of the services provided.	
P2	Describe one health and social care job role held within each of the services identified in P1: statutory, private and voluntary.	
P3	Identify two types of referral used to access health and social care services.	
P4	Explain how three barriers to accessing health and social care services may be overcome.	
P5	Outline one health and social care service typically accessed at each life stage.	
P6	Give two examples of informal care.	
P7	Describe the role of regulatory and inspection bodies for health and social care.	
M1	Describe the functions of one type of health and social care service from each of the following: statutory provision, private provision and voluntary provision.	
M2	Explain two types of referral used to access health and social care services.	
M3	Explain how health and social care services meet the care needs of individuals at each life stage.	
D1	Compare and contrast formal and informal care services.	
D2	Explain the impact of regulatory inspection on: <ul style="list-style-type: none"> • Individuals accessing health and social care • The service provider • Public trust 	

NAME: RAG

CHECKLIST

MCPS CCOHS Level 2 Technical Award in Health and Social Care

Unit 1 – Introduction to the Health and Social Care Sector

Types of health and social care services

- | | Red | Yellow | Green |
|--|-----|--------|-------|
| 10. Integrity | | | |
| 11. Trust | | | |
| 12. Honesty | | | |
| 13. Professionalism | | | |
| 14. Social and personal responsibility | | | |

Functions of health and social care workers

- | | Red | Yellow | Green |
|--|-----|--------|-------|
| • Long-term planning | | | |
| • Workforce | | | |
| • Budget | | | |
| • Culture | | | |
| • Technology | | | |
| • Specific services/programs/ business needs | | | |

books available and there will be several included in some of our publications.

- [illegible]

your health and avoid any surgery and anesthesia.



GCSE Photography

Return of the External Assignment:

This year, students will receive the External Assignment from AQA Exam Board, for the first time since 2019 (due to Covid). The choice of themes will be available in the first week back in Term 3.

Key dates for submitting Photography work:

Friday 16th December 2022 : **DEADLINE** GCSE Coursework projects.


Friday 6th January 2023 : External Assignment available

Last week of April 2023 (day tbc): **DEADLINE** for External Assignment


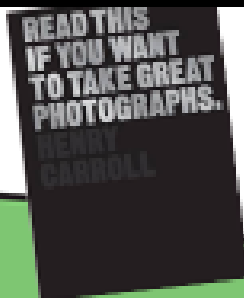


It is vital that students pay attention to these submission dates and use support sessions to plan and complete their creative outcomes. Remember you are graded on work submitted – nothing can be added afterwards.

A coursework catch up day will be offered during February half-term week and Easter break.


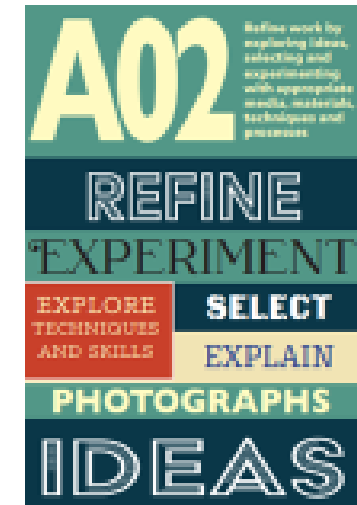


- To achieve their full potential in Photography, students should attend after school catch up sessions Wednesday Week B, 3:00-4:00pm in room 46.
- Students should ensure that they have a Pinterest and Unsplash account so that they are able to independently research and locate inspirational imagery to support their own ideas.
- Extra resources and PLC trackers/ checklists for each project can be found in the student shared area.
- Students have personal improvement checklists in their marking booklets along with a number of useful help sheets and frameworks.
- Wider research using visual platforms such as Instagram, the News, Photography publications and websites and magazines.
- Recapping subject terminology and the descriptors given for each of the 4 assessment objectives.



3D Design


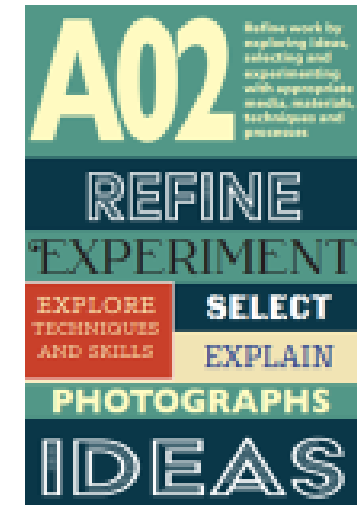
- Coursework is 60%, Practical Exam 40% of their grade.
- Students are graded on the assessment objectives seen on the right-hand side.
- Support Sessions Wednesday 3-4pm Room 93
- Homework for the subject is practical based, students are required to attend 1 hour in school on coursework. This can be broken down into small chunks e.g. 15mins a day etc. This can happen before mentoring, lunch or afterschool.
- Student trackers are on the student shared drive, Practical Learning Faculty. Each student has a tab with details of what they need to complete.
- Room timetable is available from DT Office to see where they can assess the room.
- Deadline for the coursework is Friday 16th December. They start their practical exam in January.



Year 11

Textiles

- Coursework is 60%, Practical Exam 40% of their grade.
- Students are graded on the assessment objectives seen on the right-hand side.
- Support Sessions Wednesday 3-4pm Room 48
- Homework for the subject is practical based, students are required to attend 1 hour in school on coursework. This can be broken down into small chunks e.g. 15mins a day etc. This can happen before mentoring, lunch or afterschool.
- Student trackers are on the student shared drive, Practical Learning Faculty. Each student has a tab with details of what they need to complete.
- Room timetable is available from Mrs Carter to see where they can assess the room.
- Deadline for the coursework is Friday 16th December. They start their practical exam in January.



The Canterbury Academy

A school for all the talents

Vocational & Society

*In partnership with Simon Langton  Grammar School for Boys to provide
A grammar school band for boys and girls in a comprehensive school for all the talents*

HOME



Year 11

Computer Science

Coursework

**Non-exam assessment
(20 hours)
Feb 2023**

- Attending Y11 support sessions Tuesday Week A, 3:00pm-4:00pm
- Wider reading <https://runestone.academy/runestone/books/published/fopp/index.html>
- Recapping subject terminology
- Practice papers. Continuous exam style questioning.
- Extra resources and activities on the student shared drive.
- Students should have access to PyScripter to develop programming skills in Python.
- Due to COVID disruption, the Government has announced that students may work on their None exam assessment in unsupervised time.

Component 1 - 50%

Written examination: 1 hour and 40 minutes 50% of the qualification 80 marks

This component will assess all topics:

- Understanding of what algorithms are, what they are used for and how they work; ability to interpret, amend and create algorithms.
- Understand the requirements for writing program code.
- Understanding of binary representation, data representation, data storage and compression, encryption and databases.
- Understanding of components of computer systems; ability to construct truth tables, produce logic statements.
- Understanding of computer networks, the internet and the worldwide web.
- Awareness of emerging trends in computing technologies, and the impact of computing on individuals, society and the environment, including ethical, legal and ownership issues.

Component 2 – 50%

Written examination: 2 hours 50% of the qualification 80 marks

The main focus of this component is:

- Understanding what algorithms are, what they are used for and how they work; ability to interpret, amend and create algorithms
- Understanding how to develop program code and constructs, data types, structures, input/output, operators and subprograms. This component may also draw on:
 - Understanding binary representation, data representation, data storage and compression, encryption and databases.
 - Understanding components of computer systems; ability to construct truth tables, produce logic statements and read and interpret pseudocode.
 - Understanding computer networks, the internet and the worldwide web.
 - Awareness of emerging trends in computing technologies, the impact of computing on individuals, society and the environment, including ethical, legal and ownership issues.

HOME



Digital Technologies



The topics covered by the course are:

- Principles of digital technology
- Digital technology communications
- Creative use of digital technology
- Collection and use of data

Compulsory subjects being taught are:

- Introduction to digital technologies
- User interfaces
- Data collection methods and the features used
- Modern technologies and the impact of modern technology.

Revision

- Attending Y11 support sessions
- Wider reading (newspapers, books, articles).
- Recapping subject terminology.
- Using revision material from lessons.
- Course documents shared with students.
- BBC bitesize – Digital technologies.
- Practice papers. Past papers which can be marked.

The qualification is in two parts, a classbased assessment in Year 10 and an exam in Year 11.



Sociology GCSE

Exam	Content
Paper 1 Sociology of the Family	Types of families, the changing nature of families, sociological explanations for families (functionalist, New Right, Marxist, feminist) childhood, socialisation, power relationship, conjugal roles, marriage, divorce and demographics. Research methods in context.
Sociology of Education	The purpose of education, alternative education, sociological views on education (functionalist, interactionist, Marxist, feminist) attainment differences in education (gender, Class, ethnicity). Research methods in context
Paper 2 Sociology of Crime and Deviance	Definitions of crime and deviance. Changing context of crime and deviance. Crime statistics. Sociological explanations of crime and deviance. Differences in class/age/gender/ethnicity. Antisocial behaviour, violent crime, punishment, youth crime. Research methods in context.
Social Stratification	Explanations of status, privilege and disadvantage. Life chances. Impact of class, gender, ethnicity and disability on life chances. Prejudice and discrimination. Research methods in context.

Revision resources

- BBC Bitesize covers many of the topics.
- Practice papers and mark-schemes available on the AQA website.
- Revision booklet available from the student share drive.
- Matthew Townsend's sociology YouTube channel has several excellent revision videos and stretch and challenge ideas.



NCFE Business Studies

- Attending Y11 revision/catch up sessions, Friday Week A (3:00pm-4:00pm) in room 101.
- Wider reading (newspapers, books, articles).
- Practice papers. Past papers are available on the NCFE website and on the student shared drive.
- Regularly complete homework tasks to prepare for the Unit 1 exam in March/November 2021.
- Revision booklet: LO1, LO2, LO3, LO4, LO5 should be in your possession, covering all topics for Unit 1.
- The revision booklets for Units 1 and 2 are on the student shared drive.
- Extra revision resources are also in the same shared area.
- Watching documentaries on different aspects of Business and Enterprise: The Bank that Broke Britain, The Apprentice.
- BBC bitesize Business, Mr Hart Business, Tutor2u.



The Canterbury Academy

A school for all the talents

Performing Arts

*In partnership with Simon Langton  Grammar School for Boys to provide
A grammar school band for boys and girls in a comprehensive school for all the talents*

HOME



GCSE Dance

Component 1

- Performance and choreography (60%)
- Solo performance of set phrases (15%)
- Performance in duo/trio (15%)
- Solo or group choreography (30%)

Duet



Solo

Appreciation

Performance



Component 2

Dance Appreciation (40%)

- Written exam (1 hour and 30 minutes)
 - 3 sections:
 1. Understanding of choreographic processes and performing skills.
 2. Critical appreciation of own work.
 3. Critical appreciation of professional works.

Attending Y11 revision sessions Tuesday WK
A and B 3:00pm-4:00pm

Group

HOME





GCSE Drama



Component	Content
Component 1: Devising	Create and develop a devised piece from a stimulus (free choice for centre). Performance of this devised piece or design realisation for this performance. Analyse and evaluate the devising process and performance. Performer or designer routes available. Assessment in performance and portfolio.
Component 2: Performance From Text	Performance of two extracts from one play (students may contribute as performer or designer). Assessment in performance.
Component 3: Theatre Makers in Practice	Knowledge and understanding of drama and theatre. Study of one set play. Analysis and evaluation of the work of live theatre makers. Assessed in a written exam, lasting 1 hour and 45 minutes.



Attending Y11 revision sessions Thursday
Week A and B
1.10pm-2:00pm

Revision tasks on SMH

HOME



GCSE Music



Component	Overview	Assessment
Component 1 Performing 30% NEA	2 performances at least 1 solo piece – min 1 min at least 1 ensemble piece – min 1 min Together total min of 4 minutes	30 marks solo and 30 marks ensemble Total of 60 marks
Component 2 Composing 30% NEA	2 compositions 1 to set brief – min 1 min 1 free composition – min 1 min Together total min of 3 minutes	2 pieces – 30 marks each Total of 60 marks
Component 3 Appraising 40% exam	4 Areas of Study with 2 set works • Instrumental Music 1700–1820 • Vocal Music • Music for Stage and Screen • Fusions	Exam 1hr 45mins Total 80 marks

Attending Y11 revision sessions
Wednesday Week A
3:00pm-4:00pm



Year 11



BTEC Performing Arts



Component	Content
Component 1: Exploring the Performing Arts	Through both practical and written work, you will research the roles, responsibilities and skills of performers and other job roles associated with the Performing Arts industry.
Component 2: Developing Skills and Techniques in the Performing Arts	Through both practical and written work you will improve your dance, acting and singing skills to put on a performance in front of a small audience.
Component 3	Working to a brief supplied by the exam board, you will develop original material in one of your chosen mediums and perform it in front of a small audience.

**Attending Y11 revision sessions Tuesday WK
A and B 3:00pm-4:00pm**


HOME



Next Steps

- Take the opportunity to speak to your teachers at parents' evening.
- Use your personal learning checklists to familiarise yourself with your strengths and areas for development.
- Get yourself organised by creating a revision timetable and find revision techniques that suit you.
- Ensure you are attending mentoring every morning and try and attend as many afterschool support sessions as possible.
- Speak to your mentor and class teachers for support with your academic studies.
- Create a plan and stick to it.

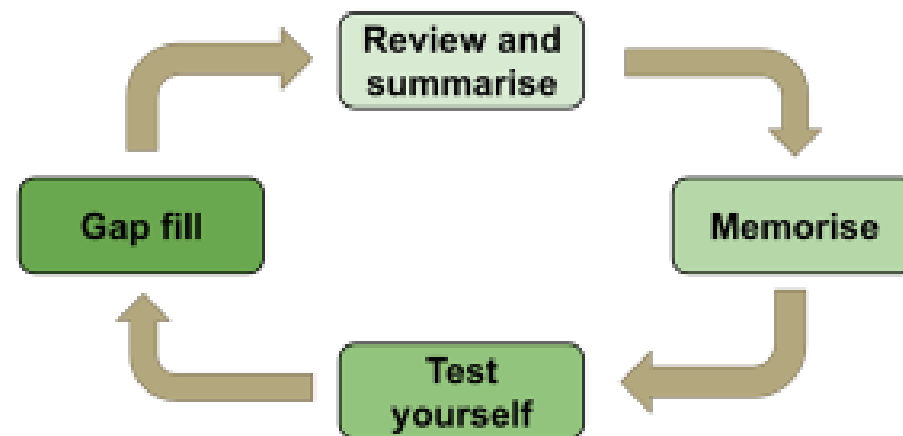
If you have any questions or concerns, please do not hesitate to contact Mr Brooke on jbrooke@Canterbury.kent.sch.uk or Ms Phillips on lphillips@Canterbury.kent.sch.uk



Stay
Positive
WORKHARD
Make it Happen

How to Revise Effectively

- You **must do something** with the information you are trying to learn. Simply re-reading notes, a textbook, or highlighting notes will not help you retain the information.
- **Review and Summarise** – Identify key points and gaps in your knowledge. It can be tempting to go back over topics you feel confident with but make yourself revise the topics where you have gaps in your knowledge.
- **Memorise** - Revise using techniques that are best for you and practice revising 'Better Not Harder'.
- **Test Yourself** – once you have revised a topic test yourself on it with a practice exam question.
- **Gap Fill** – After you have tested yourself identify any knowledge and gaps. Re-revise the sections where you did not get the answer right



Revision Technique Ideas

Use your revision guide for guidance on different revision techniques

Chunking – breaking information up into small chunks.



Association – link objects and ideas with each other.



Mnemonics – memory tool to help you remember something.



Revision Jigsaw Puzzle

Revision cards and highlighters – you have got these in your equipment pack


Mnemonics



Rote Learning - read it again, and again, and again, and again



Physical Journey – create a picture journey and layer information



Useful Link - <https://www.bbc.co.uk/bitesize/articles/zxq76rd>

Revision Tip

Make a realistic revision schedule. Work out how much you would like to revise and the time you have available, then break it down into manageable chunks. Aim to do a few hours of revision each day and mix up your subjects so you do not get bored.

EXAMPLE GRID: This is an example of how you might want to personalise a timetable to your personal circumstances. This particular timetable would be for a Saturday or Sunday school holiday.

This model is based on 45 minute 'chunks'.
 Review 2 chunks in each block i.e. 1 chunk when you

- This model is based on 45 minute 'chunks'.
- E.g. Revise 2 chunks in each block i.e. 20 minutes + 5 min break + 20 mins
 - 'Grey-out' additional times when you will not be able to revise due to unavoidable circumstances (e.g. school holidays)
- | | 11-11.45 | 12-12.45 | Lunch | 2-2.45 | 3-3.45 |
|----|----------|----------|-------|--------|--------|
| 1 | | | | | |
| 2 | | | | | |
| 3 | | | | | |
| 4 | | | | | |
| 5 | | | | | |
| 6 | | | | | |
| 7 | | | | | |
| 8 | | | | | |
| 9 | | | | | |
| 10 | | | | | |
| 11 | | | | | |
| 12 | | | | | |
| 13 | | | | | |
| 14 | | | | | |
| 15 | | | | | |
| 16 | | | | | |
| 17 | | | | | |
| 18 | | | | | |
| 19 | | | | | |
| 20 | | | | | |
| 21 | | | | | |
| 22 | | | | | |
| 23 | | | | | |
| 24 | | | | | |
| 25 | | | | | |
| 26 | | | | | |
| 27 | | | | | |
| 28 | | | | | |
| 29 | | | | | |
| 30 | | | | | |
| 31 | | | | | |
| 32 | | | | | |
| 33 | | | | | |
| 34 | | | | | |
| 35 | | | | | |
| 36 | | | | | |
| 37 | | | | | |
| 38 | | | | | |
| 39 | | | | | |
| 40 | | | | | |
| 41 | | | | | |
| 42 | | | | | |
| 43 | | | | | |
| 44 | | | | | |
| 45 | | | | | |
| 46 | | | | | |
| 47 | | | | | |
| 48 | | | | | |
| 49 | | | | | |
| 50 | | | | | |
| 51 | | | | | |
| 52 | | | | | |
| 53 | | | | | |
| 54 | | | | | |
| 55 | | | | | |
| 56 | | | | | |
| 57 | | | | | |
| 58 | | | | | |
| 59 | | | | | |
| 60 | | | | | |
| 61 | | | | | |
| 62 | | | | | |
| 63 | | | | | |
| 64 | | | | | |
| 65 | | | | | |
| 66 | | | | | |
| 67 | | | | | |
| 68 | | | | | |
| 69 | | | | | |
| 70 | | | | | |
| 71 | | | | | |
| 72 | | | | | |
| 73 | | | | | |
| 74 | | | | | |
| 75 | | | | | |
| 76 | | | | | |
| 77 | | | | | |
| 78 | | | | | |
| 79 | | | | | |
| 80 | | | | | |
| 81 | | | | | |
| 82 | | | | | |
| 83 | | | | | |
| 84 | | | | | |
| 85 | | | | | |
| 86 | | | | | |
| 87 | | | | | |
| 88 | | | | | |
| 89 | | | | | |
| 90 | | | | | |
| 91 | | | | | |
| 92 | | | | | |
| 93 | | | | | |
| 94 | | | | | |
| 95 | | | | | |
| 96 | | | | | |
| 97 | | | | | |
| 98 | | | | | |
| 99 | | | | | |

This model is based on:

- E.g. Revise 2 chunks in each block time
- 'Grey-out' additional times when you will not be able to do

	9-9.45	10-10.45	11-11.45	12-12.45	Lunch	2-2.45	3-3.45
Monday	Science: 1) Electronic structure 2) Ionic bonding	Geography: (insert 2 topics)	History: (insert 2 topics)	(insert 2 topics)	Free Time	Maths: (insert 2 topics)	PE: (insert 2 topics)
Tuesday	Science: (insert 2 topics)	English: (insert 2 topics)	Resistant Materials: (insert 2 topics)	etc		etc	etc

A 4x4 grid of colored squares (pink, purple, blue, green) with text labels. The labels include 'maths', 'science', 'history', 'PE', 'etc', and some squares are greyed out.

[illegible]

Singing: Monday 19th December 2021

ed. Believe in yourself

Revision planning
booklets are
available for you

When revising you could do the following

1. Read through your books.
2. If you do not understand something, ask somebody.
3. Choose the memory tricks that work best for you.
4. Create posters to help you to organise information.
5. Create cards with key points and practise.
6. Use past papers to practise answering questions.



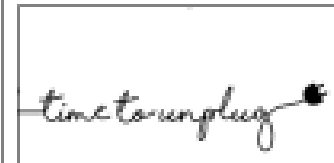


Tips on Preparing for Exams

Take regular short breaks - Studying for hours and hours will only make you tired and you will find it difficult to concentrate, which may make you even more anxious.

Reward yourself - For example, you could take a long bath or watch a good movie once you have finished your revision session.

Do something physical - When you're not revising, use your spare time to get away from your books and do something active. Exercise is good for taking your mind off stress and keeping you positive, and it will help you sleep better.



Get some sleep - Brain recall becomes stronger after sleep and information becomes easier to access.

Unplug – Electronic devices can be very distracting. Put any devices you are not using out of site, stay off social platforms when revising and turn off your notifications

Ask for help - If you're feeling stressed, it's important to talk to someone you trust, such as a family member, teacher or a friend. Lots of people find exams difficult to deal with, so do not be embarrassed to ask for support.

Useful Link

<https://www.nhs.uk/mental-health/children-and-young-adults/help-for-teenagers-young-adults-and-students/tips-on-preparing-for-exams/>

Final Thoughts

Useful Links to Websites

- <https://www.canterbury.kent.sch.uk/canterbury-academy/exams-support/>
- <https://www.bbc.co.uk/programmes/articles/1XB1NWwvl3wYrHb9hGDTPCI/top-tips-for-parents-from-the-mind-set-experts>
- <https://www.nhs.uk/mental-health/children-and-young-adults/advice-for-parents/help-your-child-beat-exam-stress/>
- <https://www.bbc.co.uk/bitesize/articles/zxq76rd>

